

2023 MBA Graduation Survey

Response Rate

Out of 79 respondents, 28 (35.44%) responded that they are pursuing a Master of Business Administration.

Tuition Discount

Of the 28 respondents in the Master of Business Administration, 13 (46.43%) said that they received some form of tuition discount.

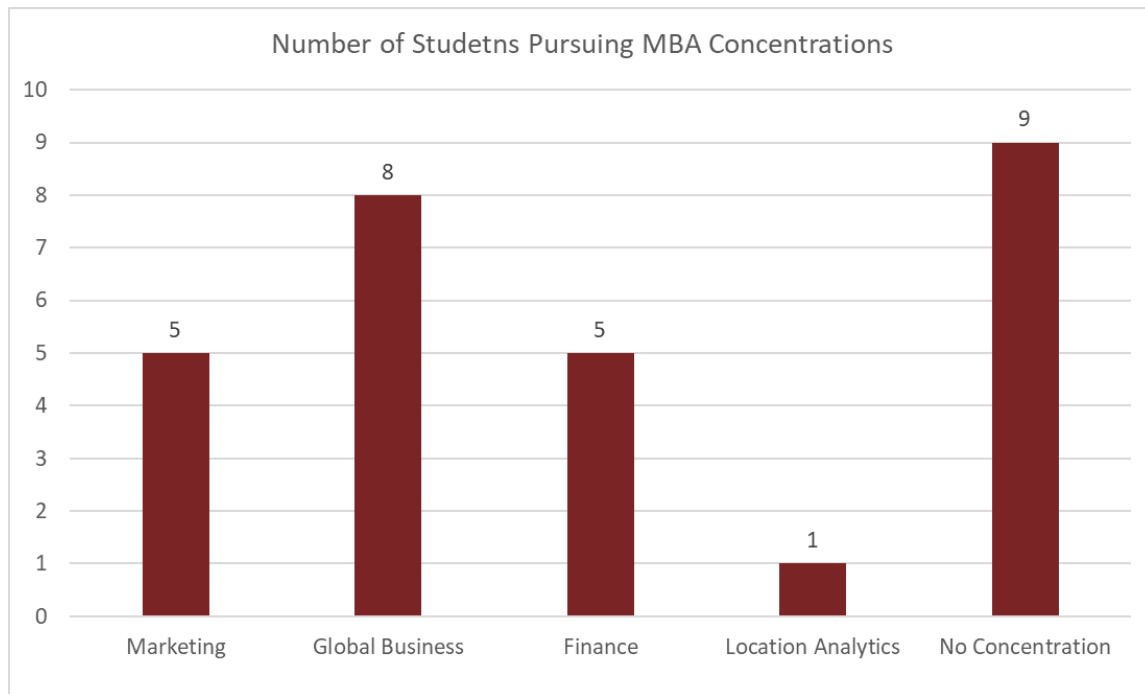
Classroom Modality

Most of the MBA student respondents took most of their classes in the Online Live (synchronous) modality.

Modality	Percentage	Number of Students (28 total respondents)
Online Live – (synchronous) courses taught remotely so that students can log in and attend class from anywhere while interacting with faculty and online peers in real-time.	71%	20
In-Person – courses taught in person where students attend classes at a physical location.	4%	1
Connected Campus – once a week you virtually attend a class session conducted live at a campus location).	0%	0
Online – (asynchronous) courses where students can do their coursework at their own pace and schedule.	25%	7

MBA Concentrations

Of the 28 Master of Business Administration Students, 5 (17.86%) said they pursued a Marketing concentration, 8 (28.57%) said they pursued a Finance concentration, 5 (17.86%) said they pursued a Global Business concentration, 1 (3.57%) said they pursued a Geographic Information Systems/Location Analytics concentration, and 9 (32.14%) said they pursued no concentration.



Concentration Satisfaction

Of the 19 respondents in the on-ground Master of Business Administration who pursued a concentration, 17 (89.47%) agreed or strongly agreed that they were satisfied with their concentration.

Reasons for not Choosing an MBA Concentration

Reason given for not choosing a concentration	Percentage of Respondents
I was seeking a comprehensive overview of business rather than an in-depth knowledge in a particular area	44%
None of the concentrations appealed to me	44%
I was not aware that the university offered concentrations	11%

Interest in Additional Concentrations

Are there any additional concentrations that would have made the MBA more attractive to you?	Percentage Response
Business Analytics and Big Data Management	48%
Entrepreneurship	44%
Healthcare Administration	30%
Non-Profit/Government	22%
Accounting	19%
Human Resources Management	19%
Data Security/Cybersecurity	15%
Sustainable Business	11%
Public Administration	4%
Other	7%

The other category included Economics (1 – 3.7%) and Management in the Indian Gaming sector.

Custom Concentrations

Of the 28 respondents in the Master of Business Administration, 17 (60.71%) responded that they would have been interested in pursuing a custom concentration if the option had been available.

Measures of Student Satisfaction - MBA Students

Students in the MBA program were most satisfied with the length of the program and the MBA program itself.

Overall, I am satisfied with the following experiences at the University of Redlands School of Business & Society	Percentage of MBA students who Agree or Strongly Agree
Alumni Network	79%
Availability of financial aid	79%
Campus facilities	93%
Campus safety	93%
Curriculum	93%
Classroom environment	96%
Education price	86%
Education quality	93%
Education value	93%
My degree program	82%
Networking opportunities	79%
Self-registration in student planning	89%
Length of program	93%
Tuition discounts	71%

21st Century Business Skills

93.62% of all MBA respondents agreed that they had improved their 21st Century Business Skills as a result of their School of Business & Society degree program.

As a result of my program, I have improved in the following 21st Century Skills:	Percentage of MBA students who Agree or Strongly Agree
Analytical	96%
Integrative	96%
Spatial	89%
Entrepreneurial	86%
Collaborative	100%
Persuasive	93%
Ethical	96%
Societal	93%
Environmental	89%
Global	93%

Measures of Student Satisfaction - Student Services, MBA Students

A supplementary survey asked MBA students about satisfaction with student services.

The following contributed to my success at the University of Redlands School of Business & Society:	Percentage of MBA students who Agree or Strongly Agree
Administration/Staff	80%
Career Services	76%
Class Size	100%
Cohort	92%
Belonging to a Learning Cohort	86%
Curriculum Projects	96%
Curriculum Structure	96%
Faculty	96%
Guest Speakers	68%
School of Business & Society Social Events	64%
Learning Communities	84%
Schedule of Instruction	96%

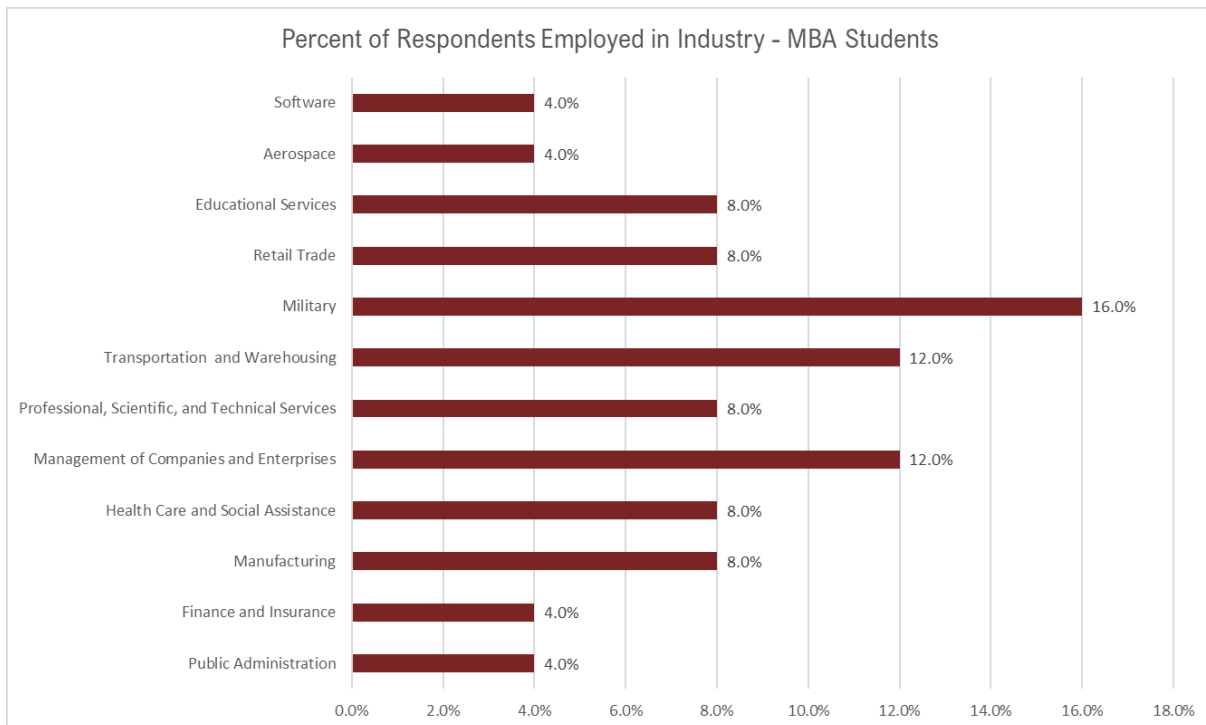
Measures of Student Satisfaction – Degree Value, MBA Students

MBA students view their degree from University of Redlands School of Business & Society positively overall. Though less than half experienced a direct benefit by the time of graduation, most students believe that their degree will ultimately lead to increased earning potential and career advancement.

Do you agree with the following statement?	Percentage of MBA students who Agree or Strongly Agree
I am satisfied with my current job.	92%
My degree is relevant to my current job.	84%
My degree has improved my overall job performance.	92%
My degree has helped my bosses or executives to see me as a more valuable employee in my current role.	88%
My intent in pursuing my degree was to increase my earning power.	100%
My intent in pursuing my degree was to help me earn a promotion.	85%
My intent in pursuing my degree was to help me change jobs.	91%
My degree has increased my earning power.	100%
My degree has helped me earn a promotion.	55%
My degree has helped me change jobs.	52%
I believe my degree will increase my earning power within the next five years.	100%

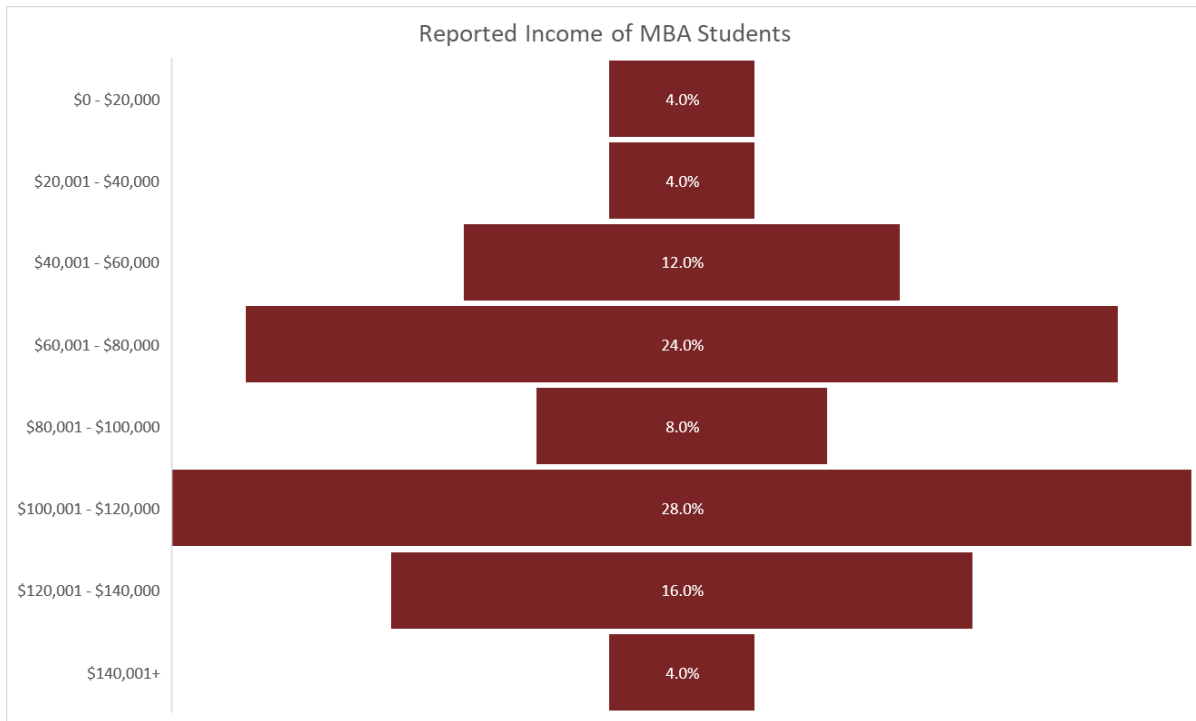
Employment - MBA Students

75.76% of MBA respondents in the School of Business & Society are employed. Their employment by sector was:



Salaries

Self-reported income for students in the Master of Business Administration is as follows: (total n=25)



Overall Satisfaction

Satisfaction Measure	Percentage Agree or Strongly Agree
Overall, I am satisfied with my experience attending the University of Redlands School of Business & Society.	92%
I would recommend the University of Redlands School of Business & Society to a friend or acquaintance.	96%