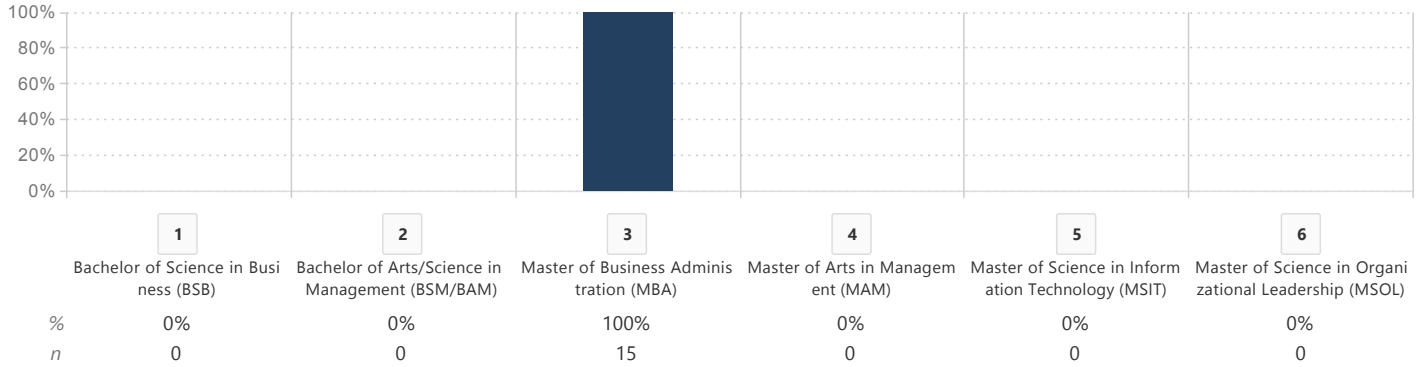


Question Results (131)

What degree program are you completing currently?

Single Selection

2020 Graduation Survey

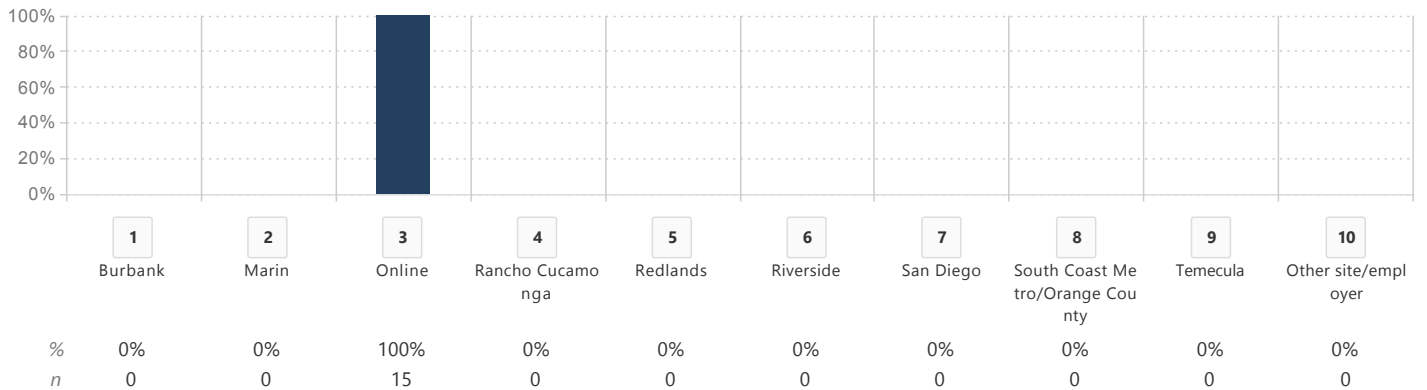


15 of 479 responded (3.13 %)

What campus do you primarily attend?

Single Selection

2020 Graduation Survey



15 of 479 responded (3.13 %)

Did you receive any sort of tuition discount while attending the University of Redlands School of Business?

Single Selection

2020 Graduation Survey

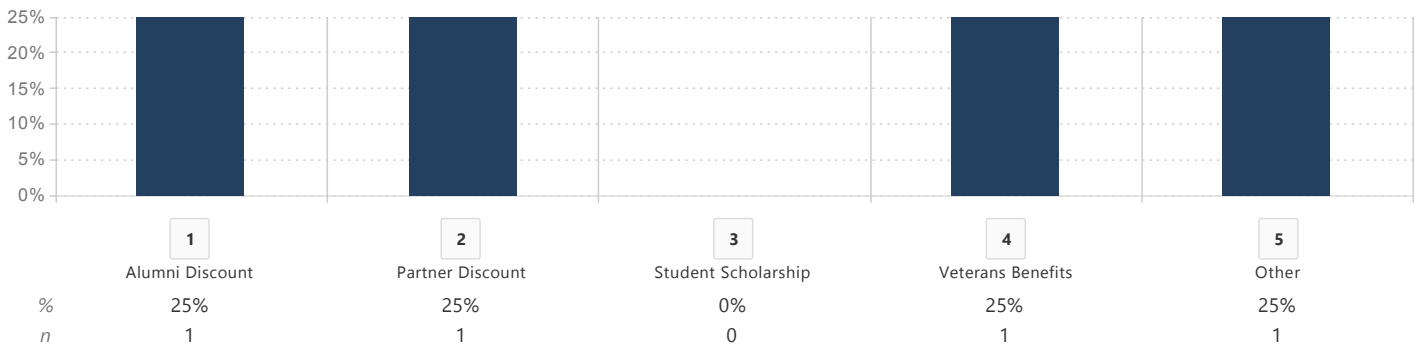


15 of 479 responded (3.13 %)

What sort of tuition discount did you receive?

Single Selection

2020 Graduation Survey



4 of 479 responded (0.84 %)

Please indicate what type of tuition discount you received.

Write-in

2020 Graduation Survey

1 of 479 responded (0.21 %)

Comments (1)

- Ed Assist through company

Would you have been interested in earning a Masters of Business Administration and Masters of Science in Organizational Leadership dual degree?

Single Selection

2020 Graduation Survey



15 of 479 responded (3.13 %)

My undergraduate degree was in

Single Selection

2020 Graduation Survey

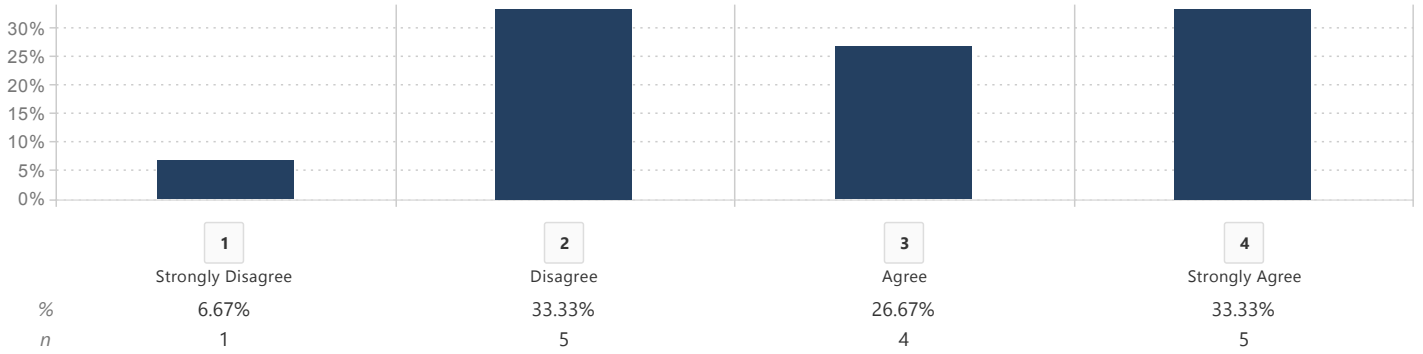


15 of 479 responded (3.13 %)

The following contributed to my success in the online program.  
Live online lectures

Matrix

2020 Graduation Survey

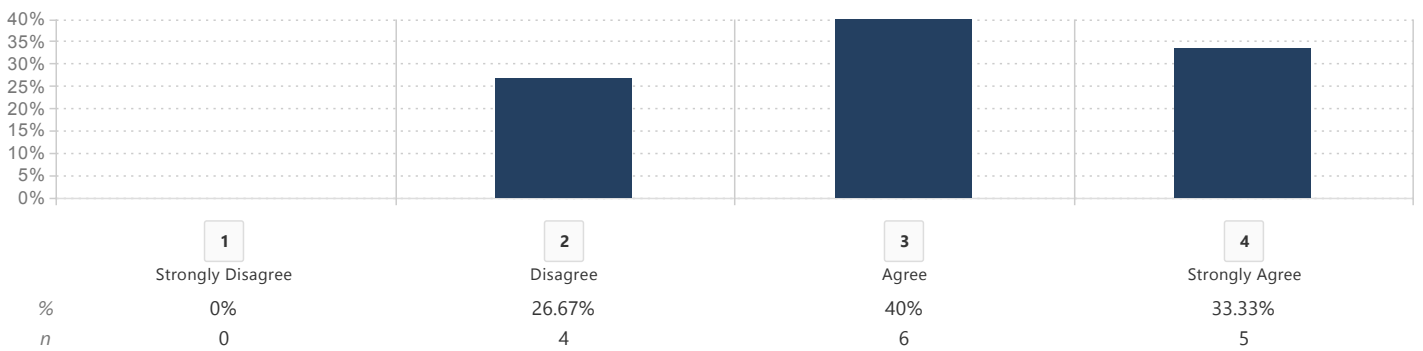


15 of 479 responded (3.13 %)  
 Mean **2.87** / STD **0.99**

The following contributed to my success in the online program.  
 Collaborative online assignments

Matrix

2020 Graduation Survey

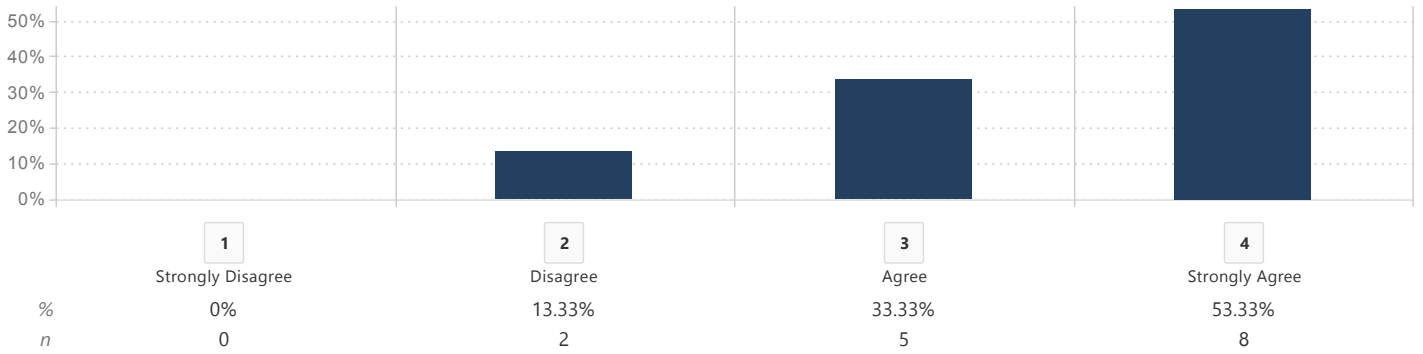


15 of 479 responded (3.13 %)  
 Mean **3.07** / STD **0.80**

The following contributed to my success in the online program.  
 Downloadable lectures

Matrix

2020 Graduation Survey

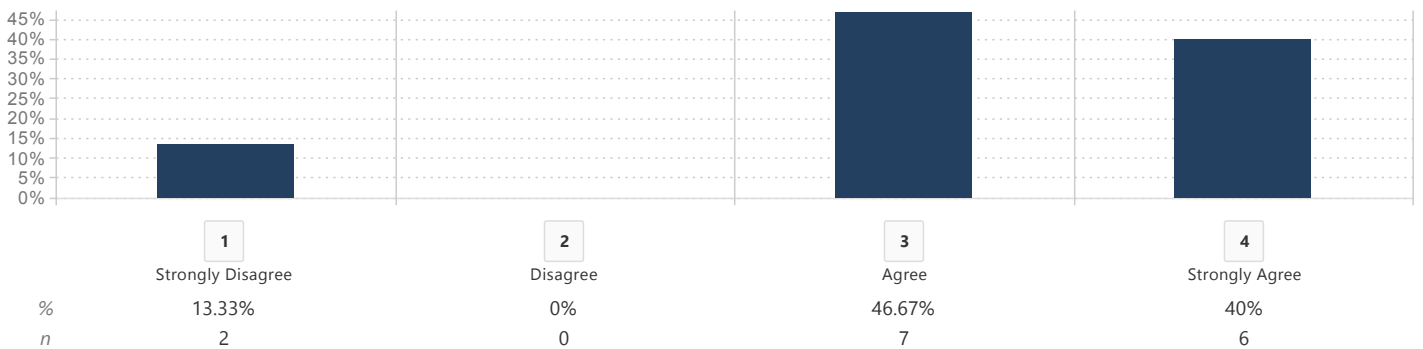


15 of 479 responded (3.13 %)  
 Mean **3.40** / STD **0.74**

The following contributed to my success in the online program.  
 Online discussion boards

Matrix

2020 Graduation Survey

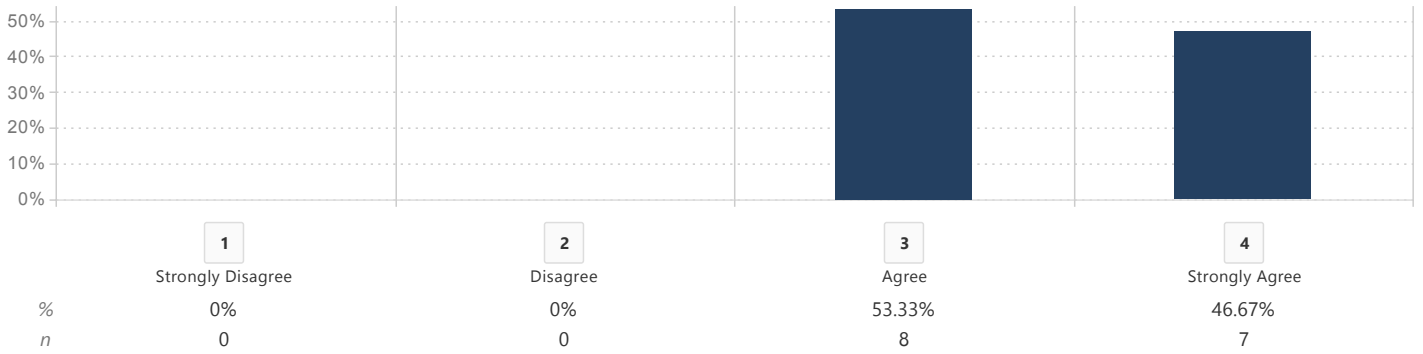


15 of 479 responded (3.13 %)  
 Mean **3.13** / STD **0.99**

The following contributed to my success in the online program.  
 Reading materials

Matrix

2020 Graduation Survey



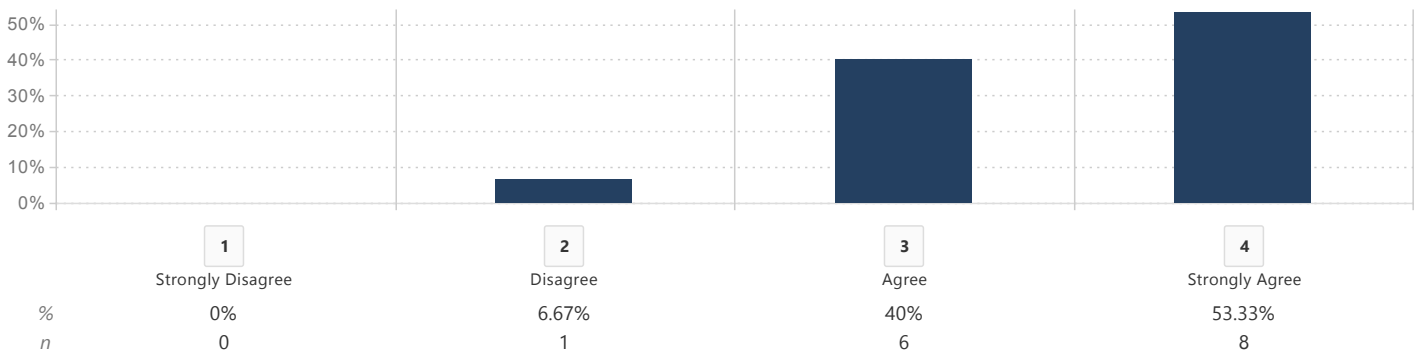
15 of 479 responded (3.13 %)  
 Mean **3.47** / STD **0.52**

The following contributed to my success in the online program.

Matrix

Ability to participate with other students in an online learning environment

2020 Graduation Survey



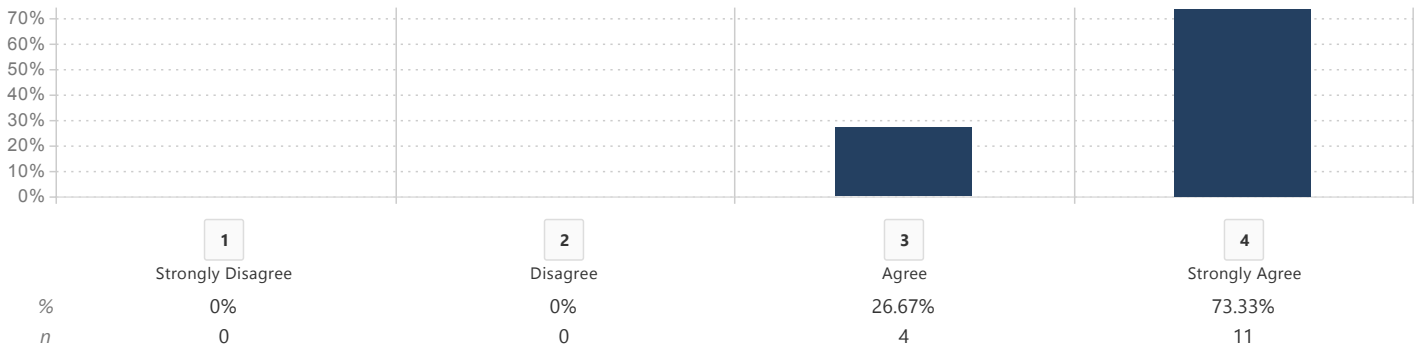
15 of 479 responded (3.13 %)  
 Mean **3.47** / STD **0.64**

The following contributed to my success in the online program.

Matrix

Ability to submit homework online at my own pace

2020 Graduation Survey



15 of 479 responded (3.13 %)  
 Mean **3.73** / STD **0.46**

Have you taken any classes at our on-the-ground campuses?

Single Selection

2020 Graduation Survey



15 of 479 responded (3.13 %)  
 Mean **1.60** / STD **0.51**

How many classes have you taken at our on-the-ground campuses?

Numeric Selection

2020 Graduation Survey

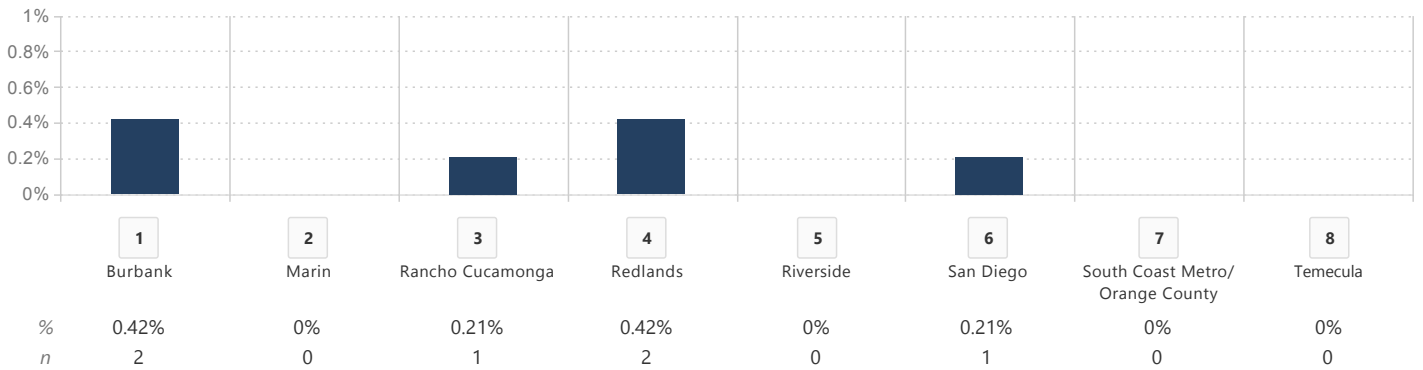


6 of 479 responded (1.25 %)  
 Mean **5.00** / STD **9.80**

What campus(es) have you attended? (Check all that apply.)

Multiple Selection

2020 Graduation Survey



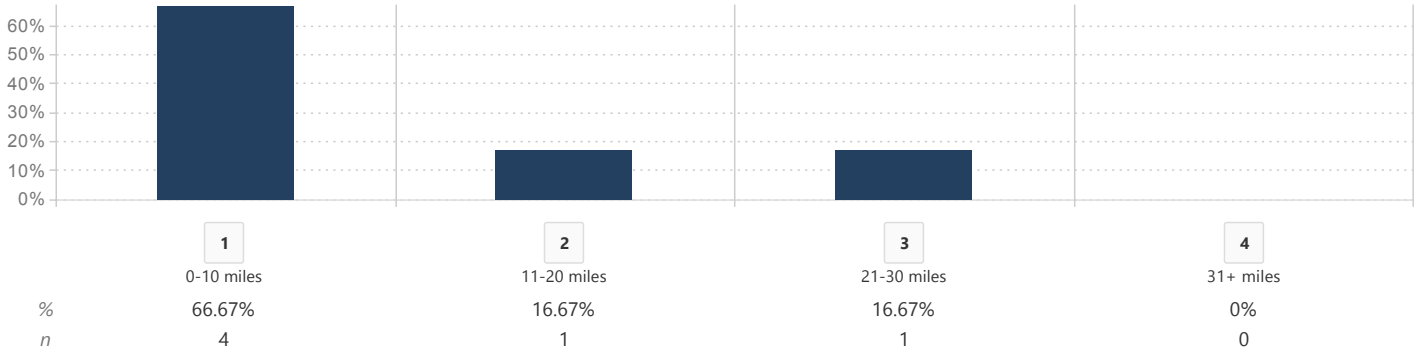
6 of 479 responded (1.25 %)

What was the farthest you drove to reach one of our campus locations?

Single Selection



2020 Graduation Survey



6 of 479 responded (1.25 %)

What was the most important factor to when deciding which on-the-ground campus to attend?

Single Selection

2020 Graduation Survey

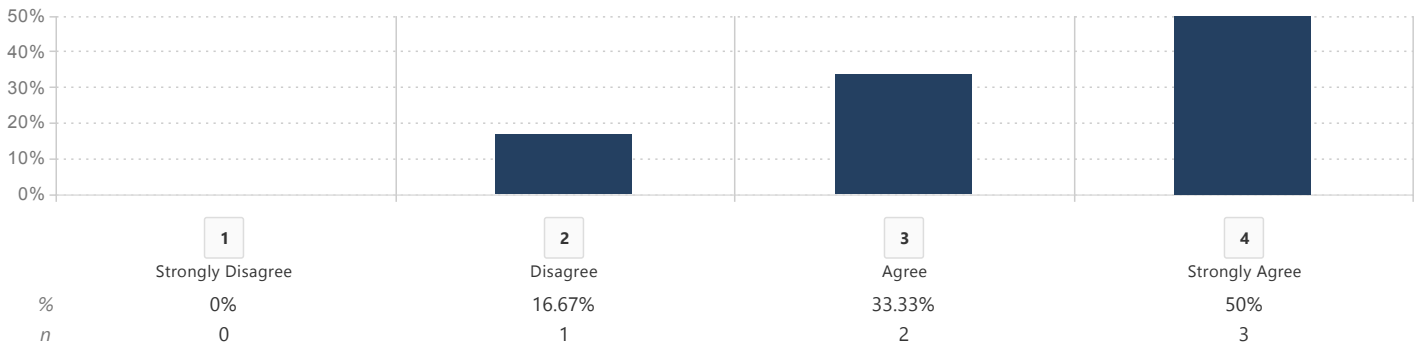


6 of 479 responded (1.25 %)

The following influenced my decision to take on-the-ground classes.  
Convenience for my schedule.

Matrix

2020 Graduation Survey

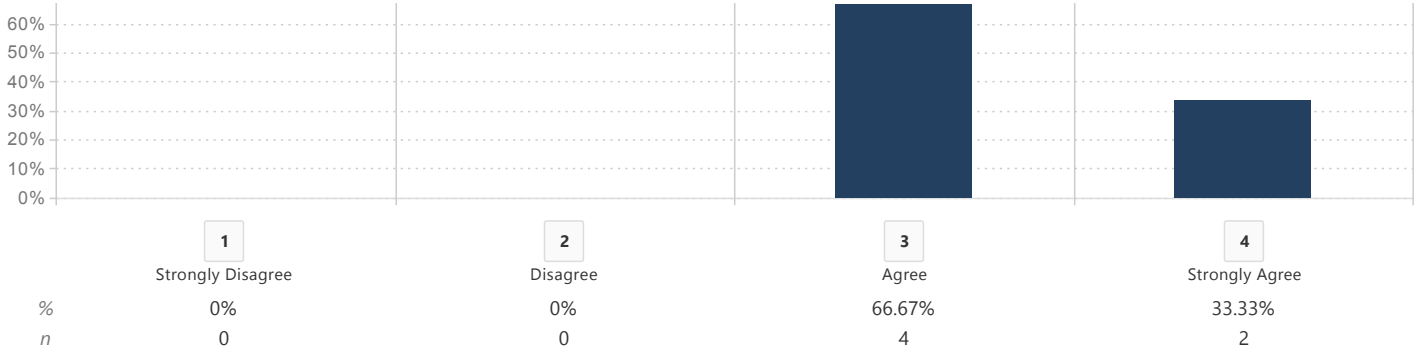


6 of 479 responded (1.25 %)  
 Mean **3.33** / STD **0.82**

The following influenced my decision to take on-the-ground classes.  
 Personal interaction with the faculty.

Matrix

2020 Graduation Survey

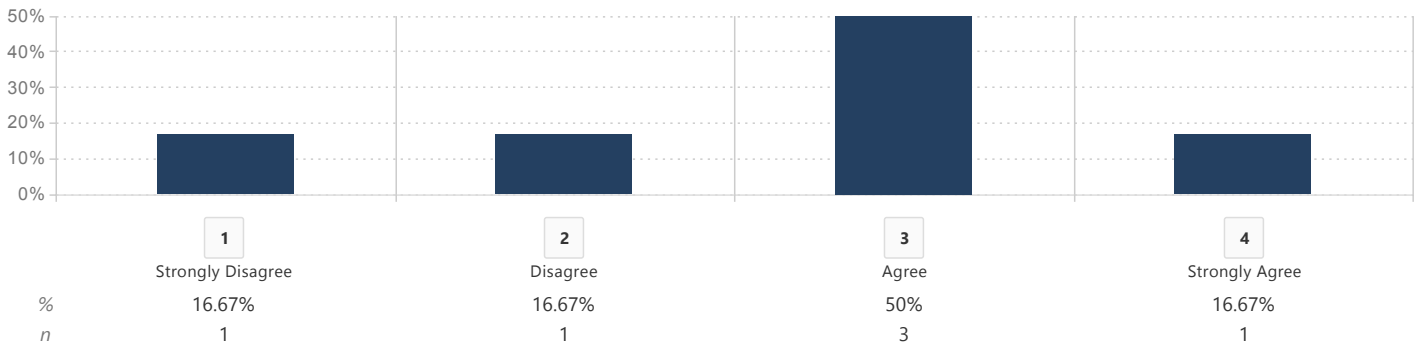


6 of 479 responded (1.25 %)  
 Mean **3.33** / STD **0.52**

The following influenced my decision to take on-the-ground classes.  
 The ability to meet other students in my program.

Matrix

2020 Graduation Survey

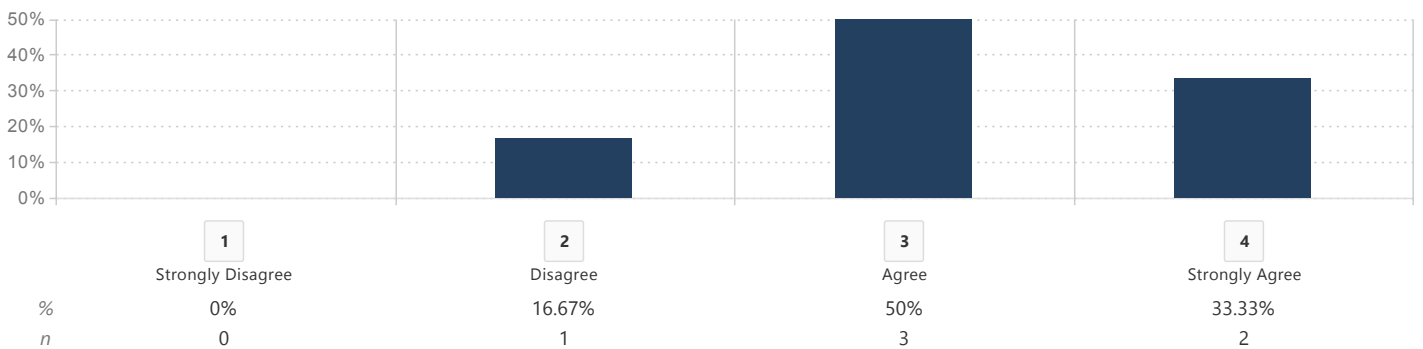


6 of 479 responded (1.25 %)  
 Mean **2.67** / STD **1.03**

The following influenced my decision to take on-the-ground classes.  
 The desire for face-to-face project collaboration.

Matrix

2020 Graduation Survey

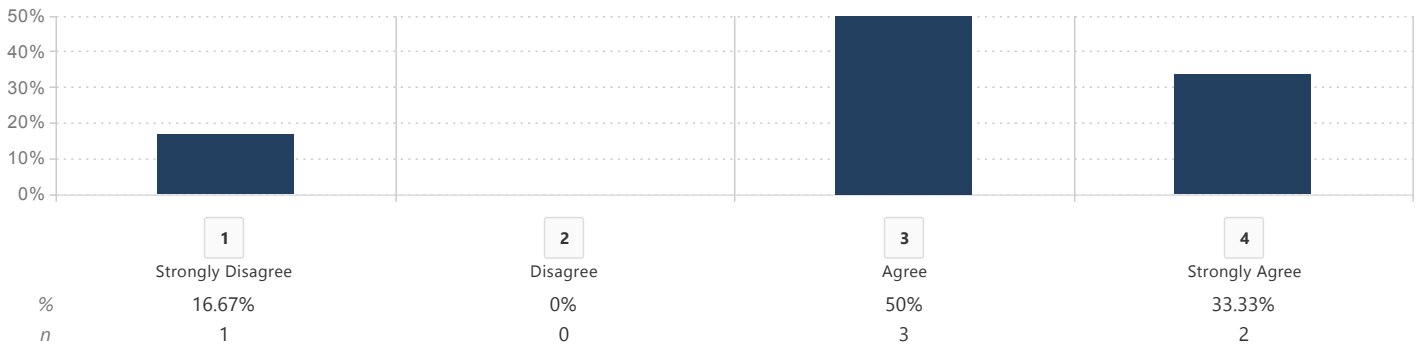


6 of 479 responded (1.25 %)  
 Mean **3.17** / STD **0.75**

The following influenced my decision to take on-the-ground classes.  
 The ability to complete my degree requirements more quickly.

Matrix

2020 Graduation Survey

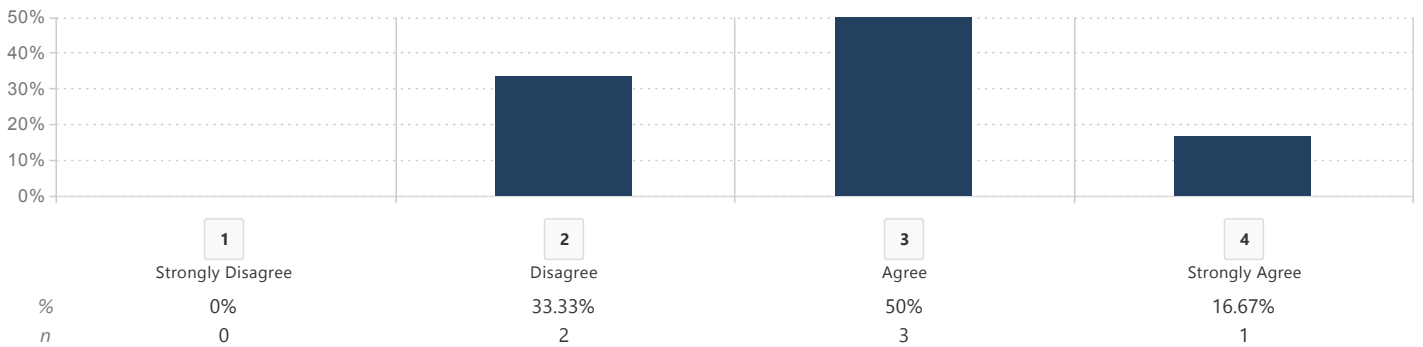


6 of 479 responded (1.25 %)  
 Mean **3.00** / STD **1.10**

The following influenced my decision to take on-the-ground classes.  
 Greater personal accountability.

Matrix

2020 Graduation Survey



6 of 479 responded (1.25 %)  
 Mean **2.83** / STD **0.75**

What concentration did you pursue?

Single Selection

2020 Graduation Survey

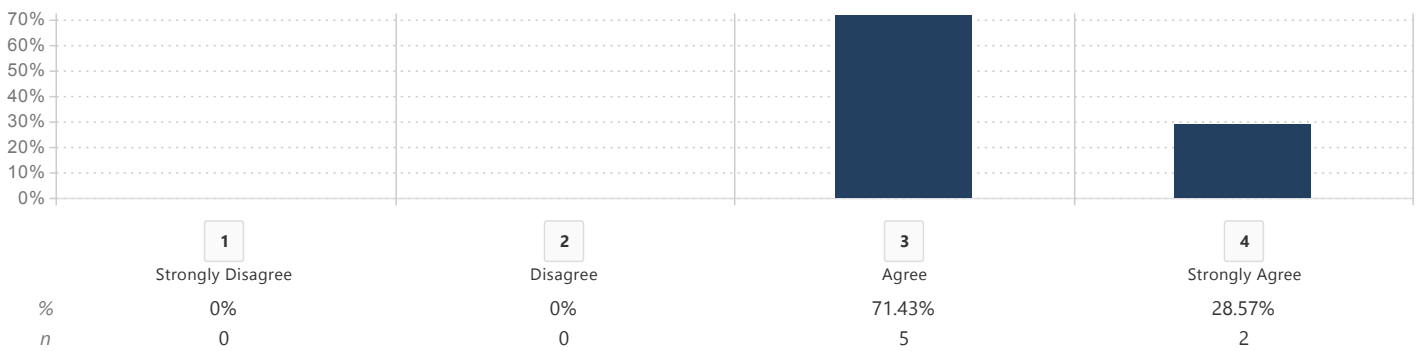


15 of 479 responded (3.13 %)

Overall, I was satisfied with my concentration.

Single Selection

2020 Graduation Survey



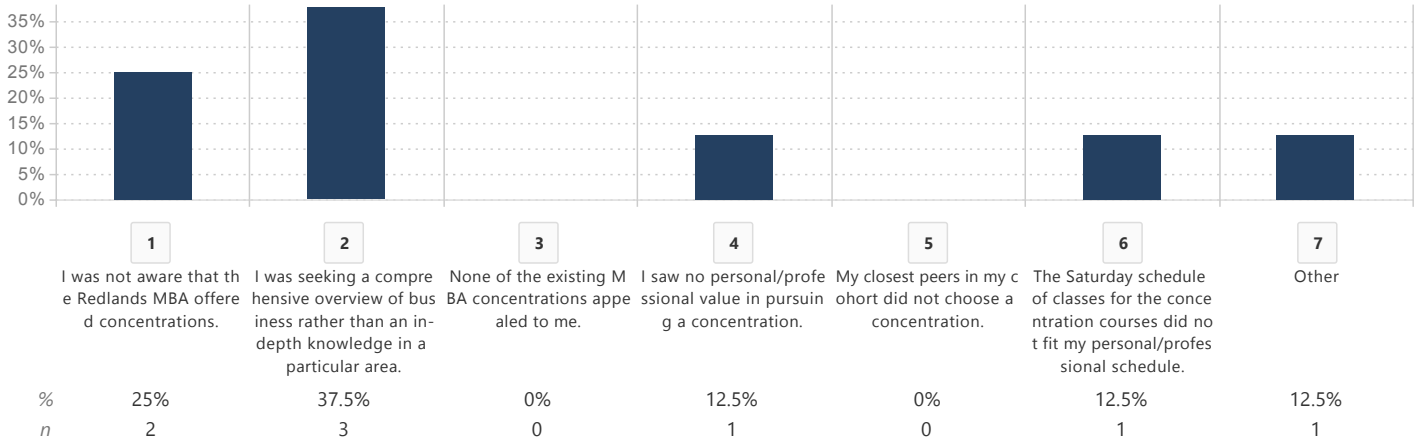
7 of 479 responded (1.46 %)

Mean **3.29** / STD **0.49**

What is the main reason you did not choose a concentration?

Single Selection

2020 Graduation Survey



8 of 479 responded (1.67 %)

Please specify your reason for not choosing a concentration.

Write-in

2020 Graduation Survey

1 of 479 responded (0.21 %)

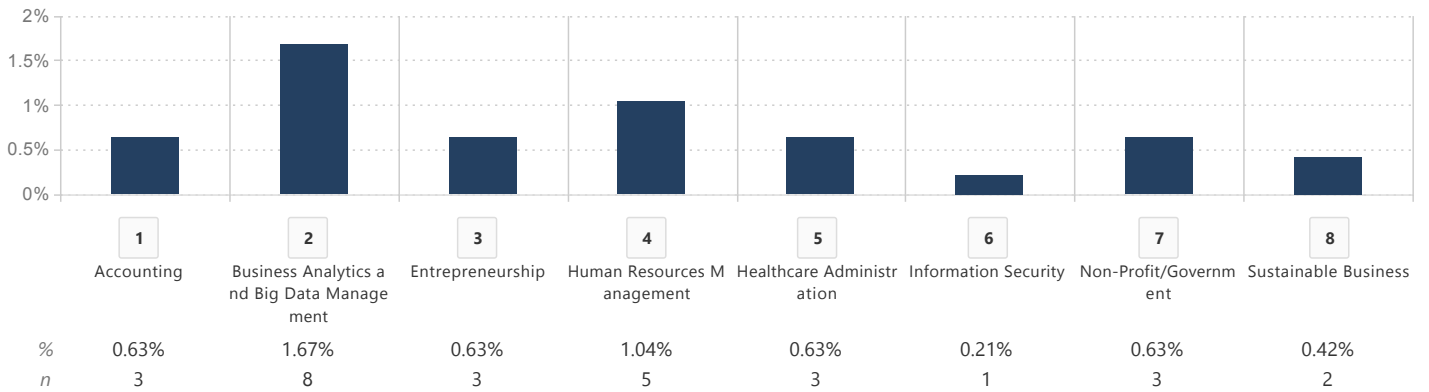
Comments (1)

- faster finish date

Are there any additional concentrations would have made the MBA more attractive to you? (Please check all that apply.)

Multiple Selection

2020 Graduation Survey



14 of 479 responded (2.92 %)

Are there any additional concentrations you would have liked to pursue that are not listed above?

Write-in

2020 Graduation Survey

2 of 479 responded (0.42 %)


Comments (2)

- No
- Project Management, Business Operations, Venture funding/startups

Would you have been interested in building your own custom concentration if the option had been available?

Single Selection

2020 Graduation Survey



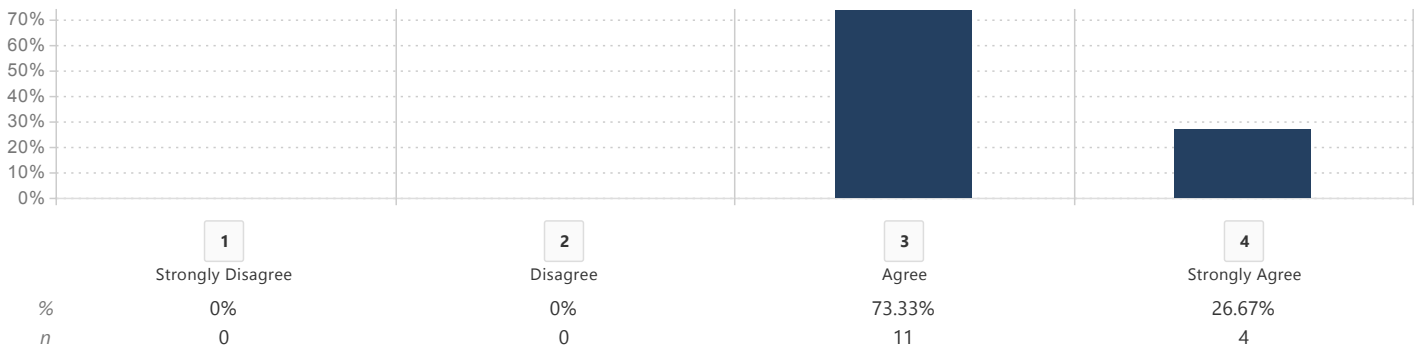
8 of 479 responded (1.67 %)  
 Mean **1.13** / STD **0.35**

As a result of my program, I have improved in the following 21st Century Skills.

Matrix

Analytical

2020 Graduation Survey



15 of 479 responded (3.13 %)  
 Mean **3.27** / STD **0.46**

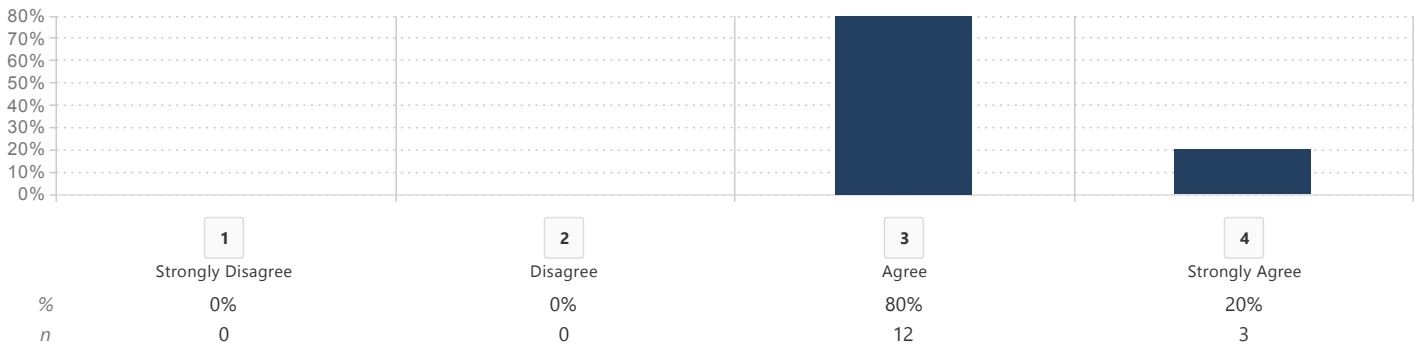
As a result of my program, I have improved in the following 21st Century Skills.

Matrix

Integrative



2020 Graduation Survey

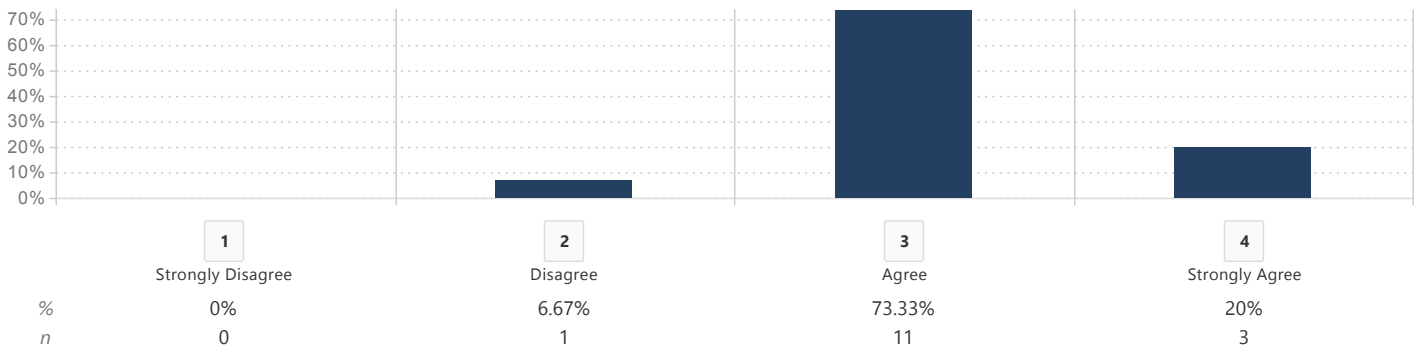


15 of 479 responded (3.13 %)  
 Mean **3.20** / STD **0.41**

As a result of my program, I have improved in the following 21st Century Skills.  
 Spatial

Matrix

2020 Graduation Survey

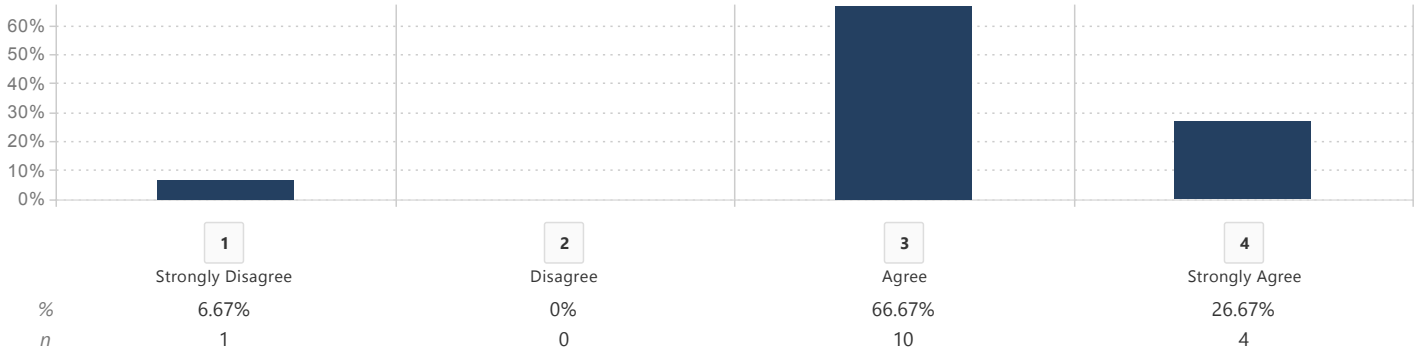


15 of 479 responded (3.13 %)  
 Mean **3.13** / STD **0.52**

As a result of my program, I have improved in the following 21st Century Skills.  
 Entrepreneurial

Matrix

2020 Graduation Survey



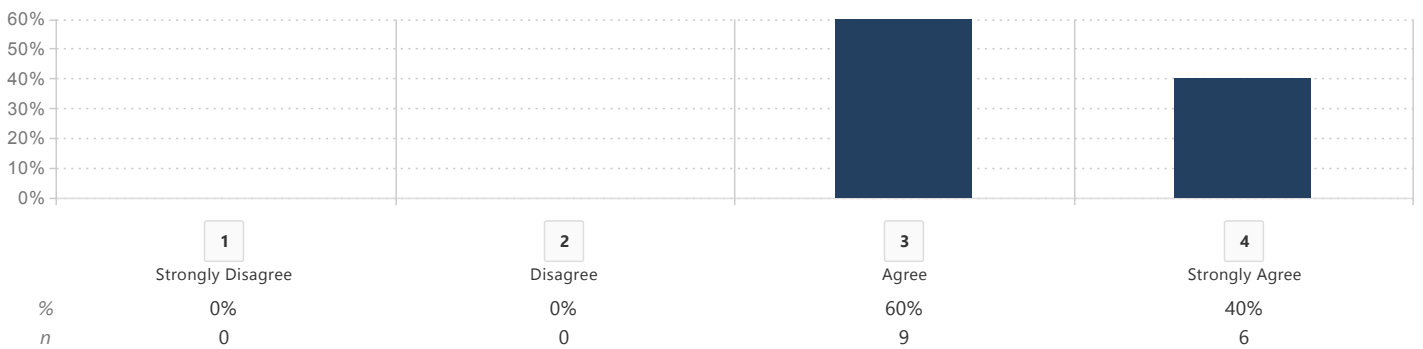
15 of 479 responded (3.13 %)  
 Mean **3.13** / STD **0.74**

As a result of my program, I have improved in the following 21st Century Skills.

Matrix

Global

2020 Graduation Survey



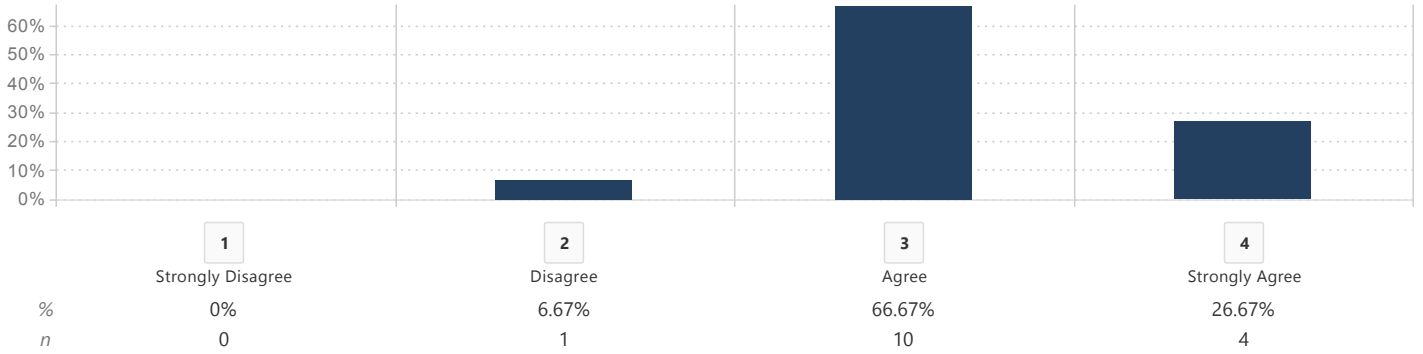
15 of 479 responded (3.13 %)  
 Mean **3.40** / STD **0.51**

As a result of my program, I have improved in the following 21st Century Skills.

Matrix

Collaborative

2020 Graduation Survey

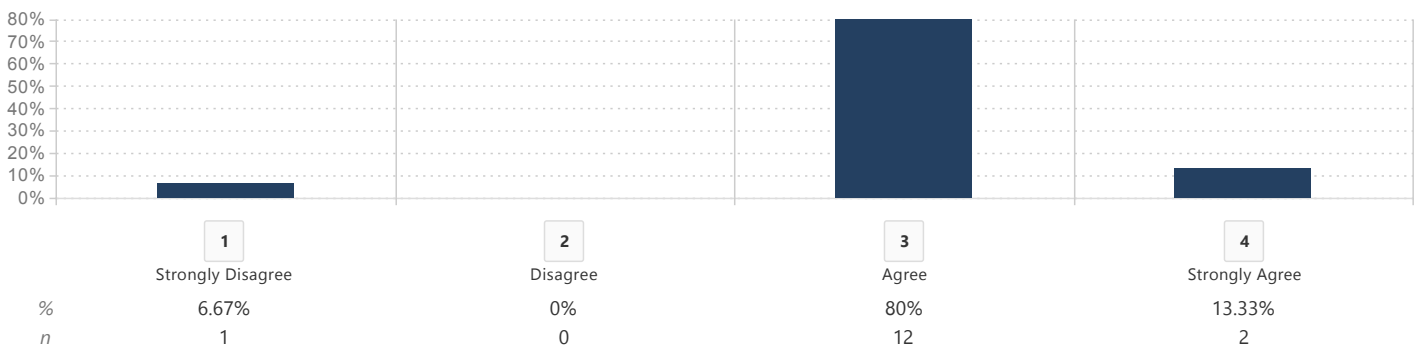


15 of 479 responded (3.13 %)  
 Mean **3.20** / STD **0.56**

As a result of my program, I have improved in the following 21st Century Skills.  
 Persuasive

Matrix

2020 Graduation Survey

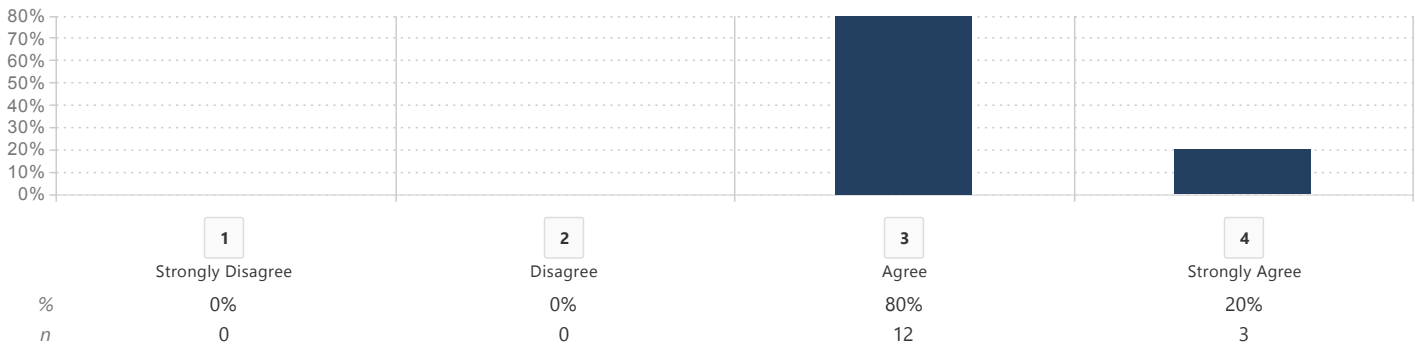


15 of 479 responded (3.13 %)  
 Mean **3.00** / STD **0.65**

As a result of my program, I have improved in the following 21st Century Skills.  
 Ethical

Matrix

2020 Graduation Survey

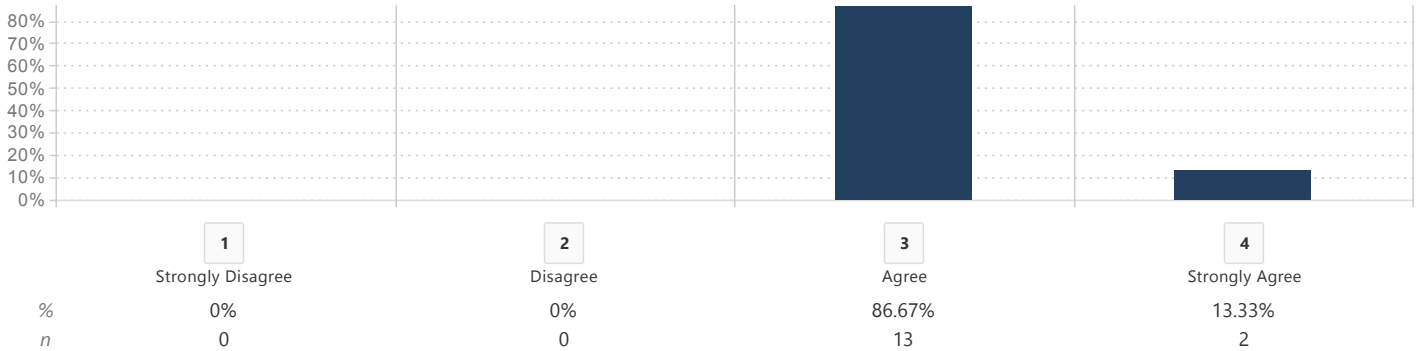


15 of 479 responded (3.13 %)  
 Mean **3.20** / STD **0.41**

As a result of my program, I have improved in the following 21st Century Skills.  
**Societal**

Matrix

2020 Graduation Survey

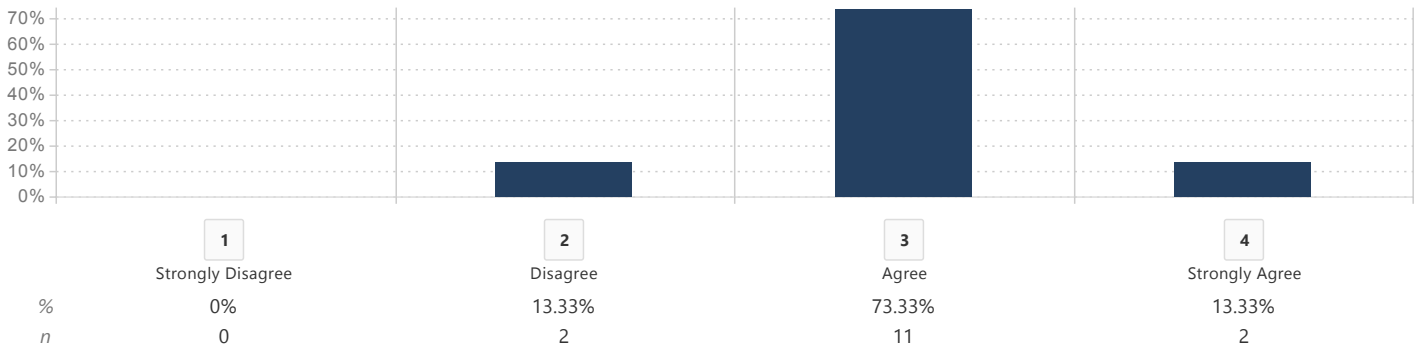


15 of 479 responded (3.13 %)  
 Mean **3.13** / STD **0.35**

As a result of my program, I have improved in the following 21st Century Skills.  
**Environmental**

Matrix

2020 Graduation Survey



15 of 479 responded (3.13 %)  
 Mean **3.00** / STD **0.53**

Are you currently employed?

Single Selection

2020 Graduation Survey



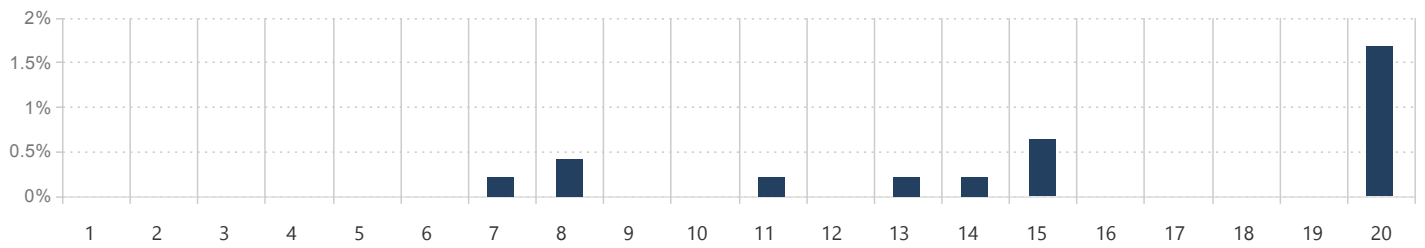
15 of 479 responded (3.13 %)

In which industry NAICS Industry Sector are you currently employed? (Check all that apply.)

Multiple Selection

- 1 Accommodation and Food Services    2 Administrative and Support and Waste Management and Remediation
- 3 Agriculture, Forestry, Fishing and Hunting    4 Arts, Entertainment, and Recreation    5 Construction    6 Educational Services
- 7 Finance and Insurance    8 Health Care and Social Assistance    9 Information    10 Management of Companies and Enterprises
- 11 Manufacturing    12 Mining, Quarrying, and Oil and Gas Extraction    13 Professional, Scientific, and Technical Services    14 Public Administration
- 15 Real Estate and Rental Leasing    16 Retail Trade    17 Transportation and Warehousing    18 Utilities    19 Wholesale Trade    20 Other

2020 Graduation Survey



	<i>n</i>	%
1 - Accommodation and Food Services	0	0.00%
2 - Administrative and Support and Waste Management and Remediation	0	0.00%
3 - Agriculture, Forestry, Fishing and Hunting	0	0.00%
4 - Arts, Entertainment, and Recreation	0	0.00%
5 - Construction	0	0.00%
6 - Educational Services	0	0.00%
7 - Finance and Insurance	1	0.21%
8 - Health Care and Social Assistance	2	0.42%
9 - Information	0	0.00%
10 - Management of Companies and Enterprises	0	0.00%
11 - Manufacturing	1	0.21%
12 - Mining, Quarrying, and Oil and Gas Extraction	0	0.00%
13 - Professional, Scientific, and Technical Services	1	0.21%
14 - Public Administration	1	0.21%
15 - Real Estate and Rental Leasing	3	0.63%
16 - Retail Trade	0	0.00%
17 - Transportation and Warehousing	0	0.00%
18 - Utilities	0	0.00%
19 - Wholesale Trade	0	0.00%
20 - Other	8	1.67%

15 of 479 responded (3.13 %)

If you selected 'Other' from the industry list above, please specify which industry you currently work in.

*Write-in*

### 2020 Graduation Survey

8 of 479 responded (1.67 %)

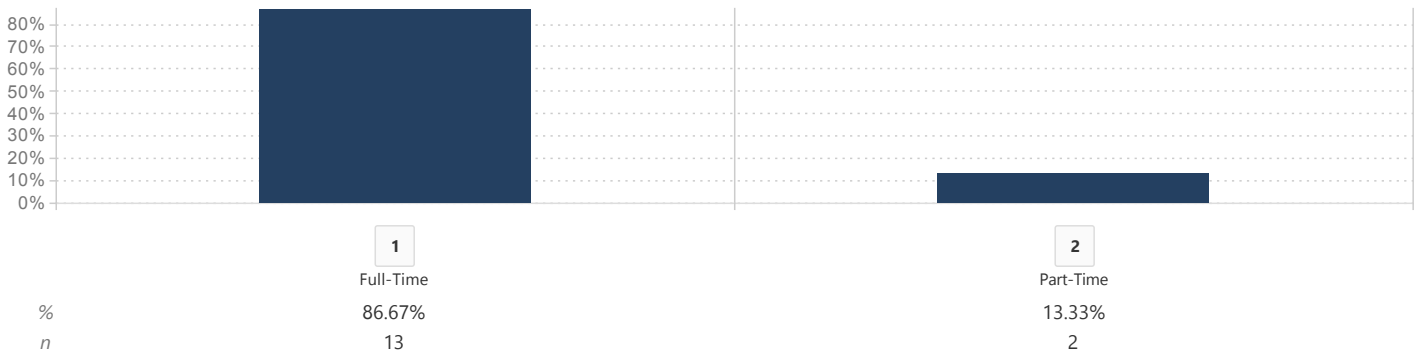
#### Comments (8)

- Advertising
- Aerospace
- Aerospace Defense Contractor
- Biotech
- city animal control
- Cruise Industry, Travel and Leisure Industry
- Military
- Non Profit

### Are you currently working full-time or part-time?

Single Selection

#### 2020 Graduation Survey



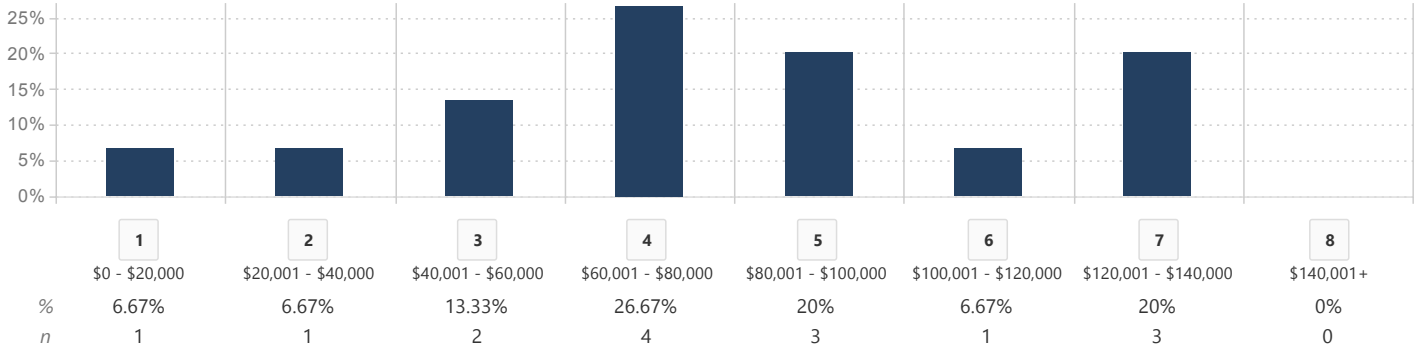
15 of 479 responded (3.13 %)

Mean **1.13** / STD **0.35**

### What is your current annual salary range?

Single Selection

2020 Graduation Survey



15 of 479 responded (3.13 %)

What is the name of your current employer?

Write-in

2020 Graduation Survey

12 of 479 responded (2.51 %)

Comments (12)

- Albertsons
- Arch Insurance
- city of perris
- Collins Aerospace
- EMolecules
- Lewis Management Corp
- LifeStream
- Northrop Grumman
- Princess Cruises
- Self Employed
- U.S. Navy
- USIM

What is your current title?

Write-in



### 2020 Graduation Survey

13 of 479 responded (2.71 %)

#### Comments (13)

- Accountant
- Assistant Admin Analyst
- Assistant Vice President
- Director of Digital Practices
- Director, Donor Operations
- Freight Manager
- HR Manager
- Lab Technician
- Manager Industrial Security
- President/Founder
- Project Specialist Sales Systems
- SEAL/ SEAL Instructor
- senior animal control officer

We would like to follow up with your employer about their organizational educational needs. Please provide an email address for a supervisor or human resource director at your place of employment.

*Write-in*

### 2020 Graduation Survey

4 of 479 responded (0.84 %)

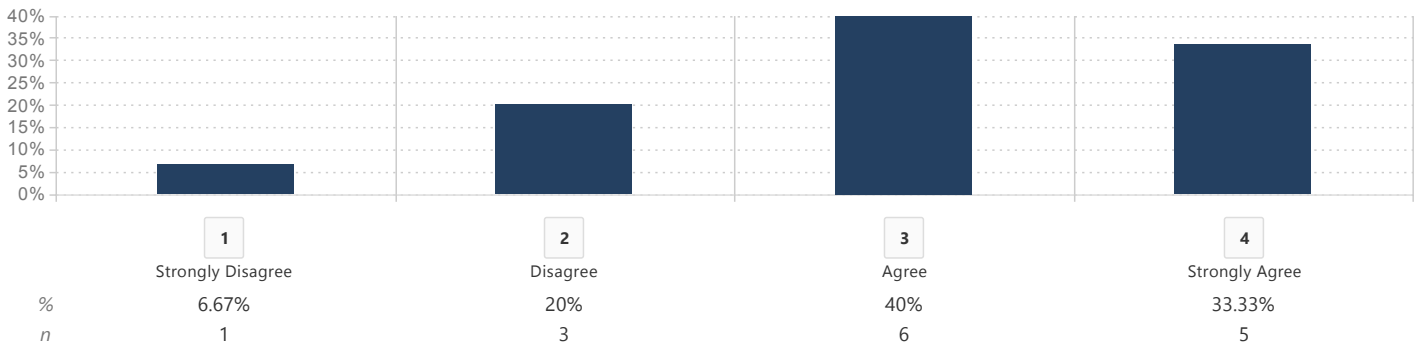
#### Comments (4)

- defeatingepilepsy@gmail.com
- HRSolutions@hagroup.com
- N/A
- Nope

Please indicate your extent of agreement with the following statements.  
My degree is relevant to my current job.

*Matrix*

2020 Graduation Survey

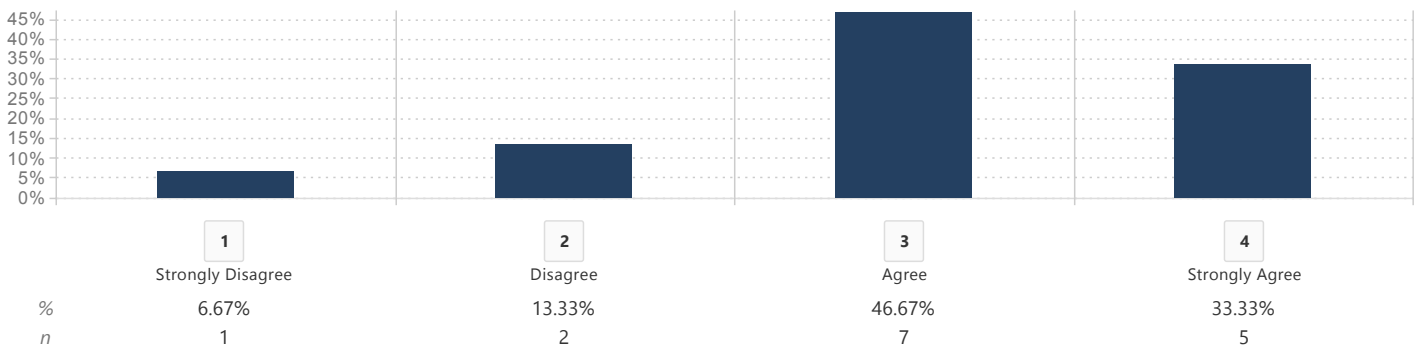


15 of 479 responded (3.13 %)  
 Mean **3.00** / STD **0.93**

Please indicate your extent of agreement with the following statements.  
 My degree has improved my overall job performance.

Matrix

2020 Graduation Survey

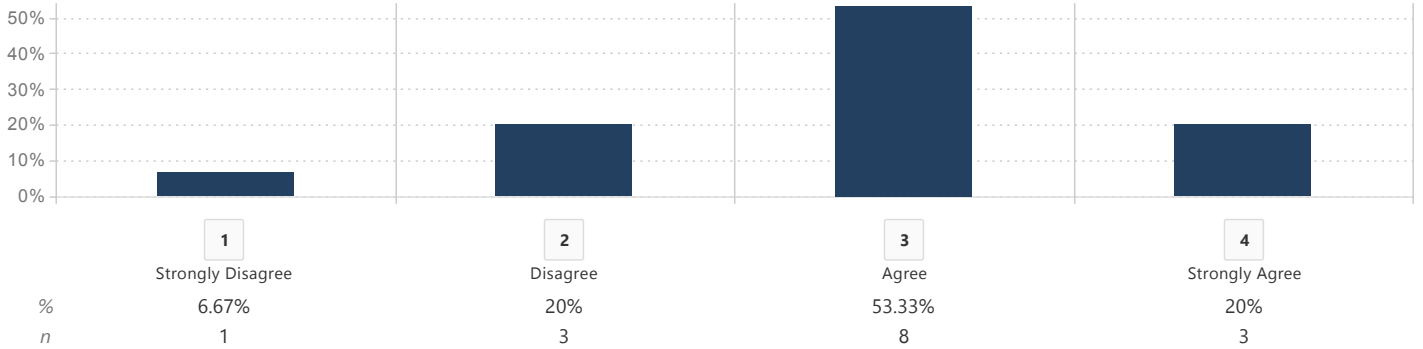


15 of 479 responded (3.13 %)  
 Mean **3.07** / STD **0.88**

Please indicate your extent of agreement with the following statements.  
 My degree has caused my bosses or executives to see me as a more valuable employee in my current role.

Matrix

2020 Graduation Survey



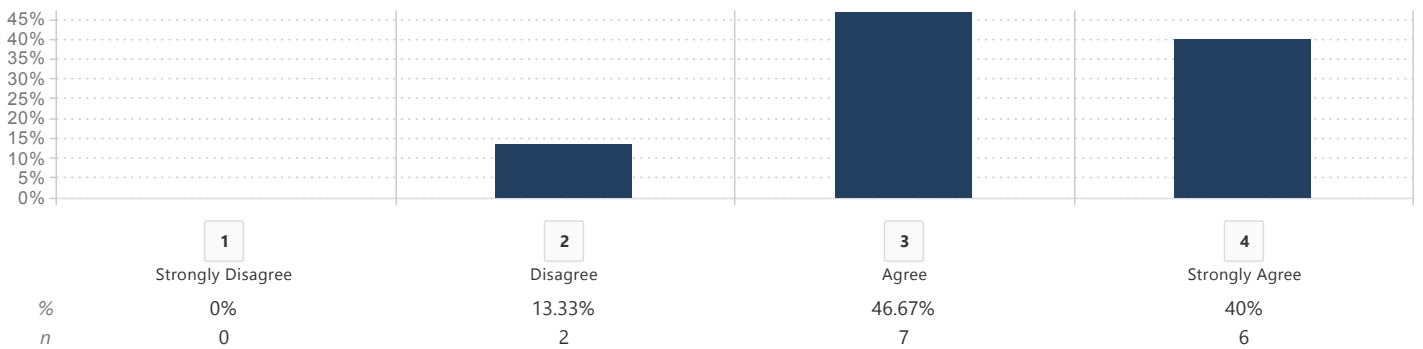
15 of 479 responded (3.13 %)  
 Mean **2.87** / STD **0.83**

Please indicate your extent of agreement with the following statements.

Matrix

My intent in pursuing my degree was to increase my earning power.

2020 Graduation Survey



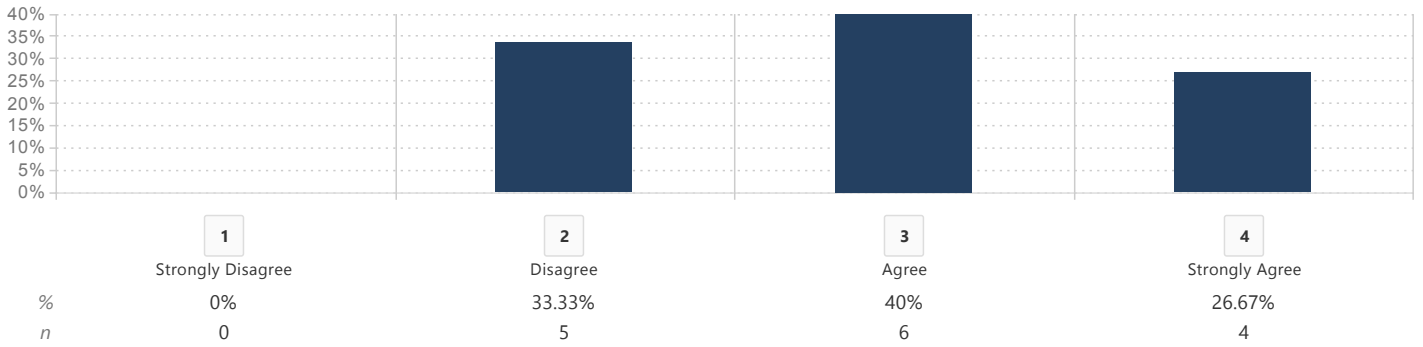
15 of 479 responded (3.13 %)  
 Mean **3.27** / STD **0.70**

Please indicate your extent of agreement with the following statements.

Matrix

My intent in pursuing my degree was to help me earn a promotion.

2020 Graduation Survey



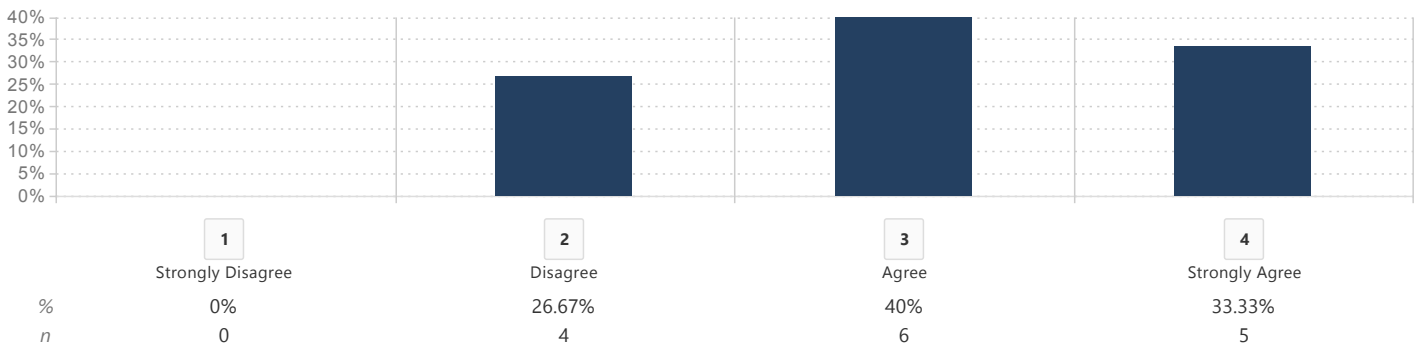
15 of 479 responded (3.13 %)  
 Mean **2.93** / STD **0.80**

Please indicate your extent of agreement with the following statements.

Matrix

My intent in pursuing my degree was to help me change jobs.

2020 Graduation Survey



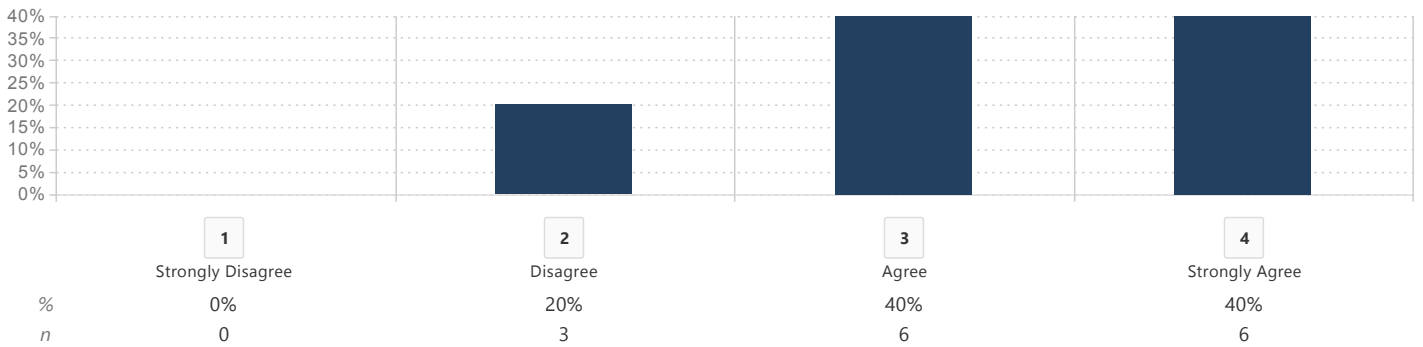
15 of 479 responded (3.13 %)  
 Mean **3.07** / STD **0.80**

Please indicate your extent of agreement with the following statements.

Matrix

My degree has increased my earning power.

2020 Graduation Survey

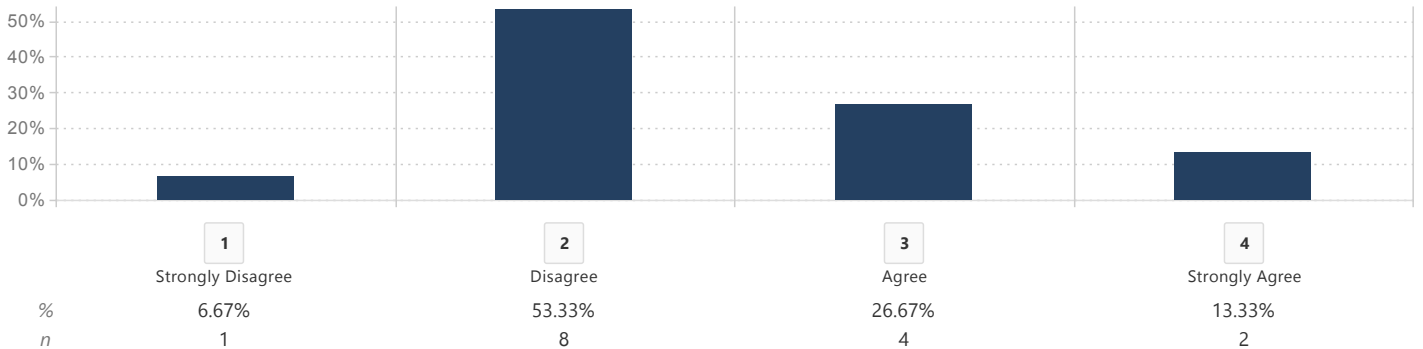


15 of 479 responded (3.13 %)  
 Mean **3.20** / STD **0.77**

Please indicate your extent of agreement with the following statements.  
 My degree helped me earn a promotion.

Matrix

2020 Graduation Survey

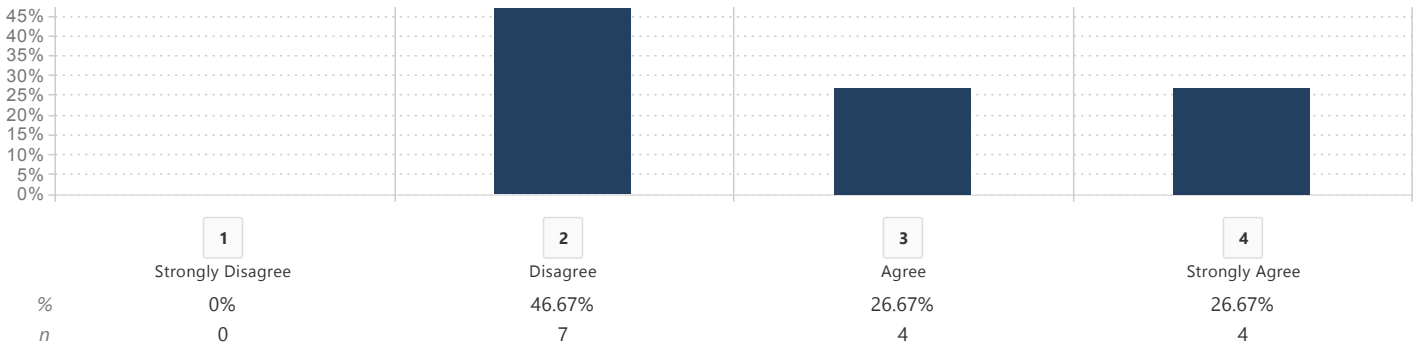


15 of 479 responded (3.13 %)  
 Mean **2.47** / STD **0.83**

Please indicate your extent of agreement with the following statements.  
 My degree helped me change jobs.

Matrix

2020 Graduation Survey



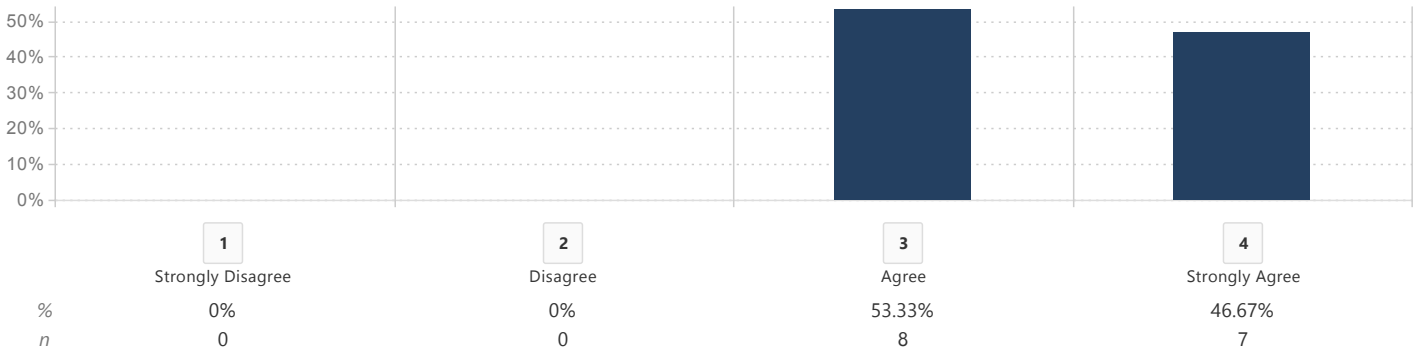
15 of 479 responded (3.13 %)  
 Mean **2.80** / STD **0.86**

Please indicate your extent of agreement with the following statements.

Matrix

My degree will increase my earning power within the next 5 years.

2020 Graduation Survey



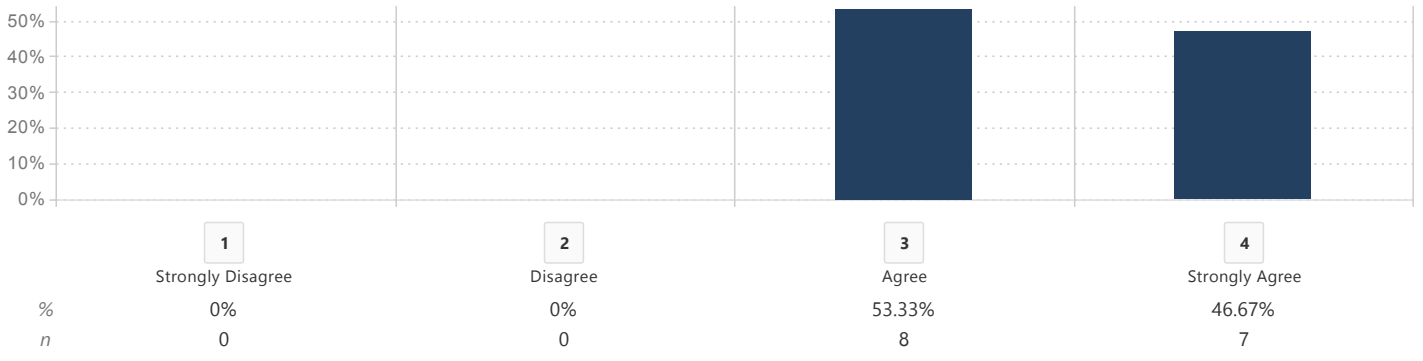
15 of 479 responded (3.13 %)  
 Mean **3.47** / STD **0.52**

Please indicate your extent of agreement with the following statements.

Matrix

My degree will help me change jobs within the next 5 years.

2020 Graduation Survey

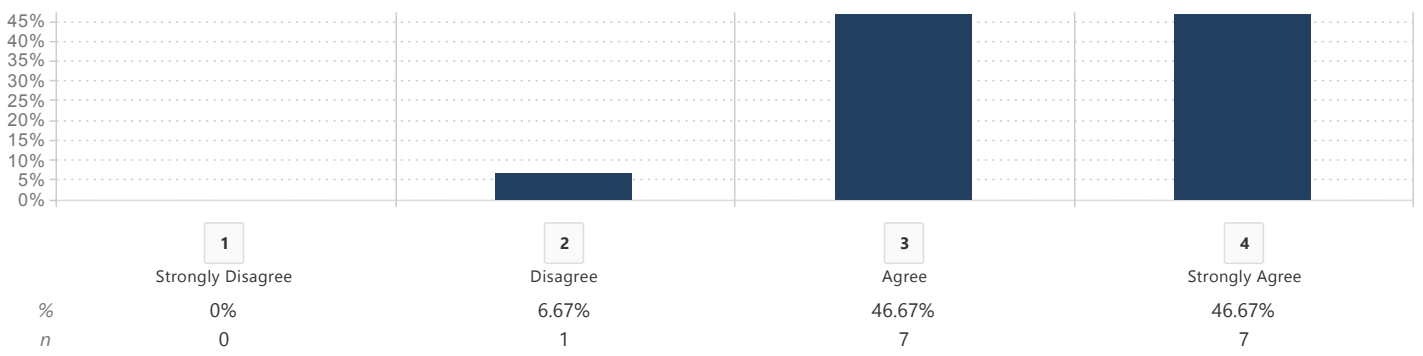


15 of 479 responded (3.13 %)  
 Mean **3.47** / STD **0.52**

Please indicate your extent of agreement with the following statements.  
 My degree will help me receive a promotion within the next 5 years.

Matrix

2020 Graduation Survey



15 of 479 responded (3.13 %)  
 Mean **3.40** / STD **0.63**

Is there anything more the University of Redlands could have done to support you in your employment growth?

Write-in

2020 Graduation Survey

4 of 479 responded (0.84 %)

Comments (4)

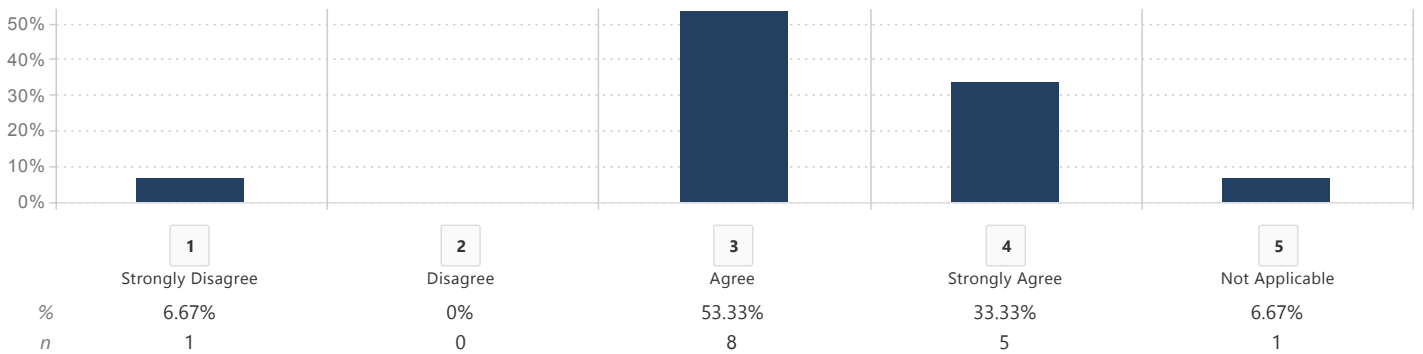
- Academic counseling, I feel, could have included more sessions regarding employment, employment opportunities, inquiring about students and how they feel about their current jobs, if they are wanting to transition into a different field, and gain resources for other paths in different industries. Counseling should not have been solely based on the courses being taken and if there were any issues throughout different sessions, but should have included more counseling on how each student's specific journey would be impacted by the MBA program in relation to their real life situation. There were many other students I came across throughout my time in the MBA program with jobs in various industries and extremely different employment positions and statuses, including myself that potentially could have benefited from this type of counseling or resources. I feel as though there could have been a way to incorporate counseling with students with those diverse employment positions and offer assistance or resources if they were thinking or considering what other potential job paths they could take and use their MBA along with it. Education and advanced degrees should go beyond just finishing a program and getting through the courses. We spend an immense amount of money on our education and more preparation for life outside of the program should be taken as an important role just as completing the program. This program made me learn a variety of skills and touched on valuable business foundations, but I feel it could have done a better job in supporting or guiding my employment growth/path.
- I have access to resources as a transitioning Navy SEAL that most people do not. I concurrently networked, got mentorship, and had help preparing my resume, LinkedIn, cover letter, etc, while pursuing this degree. Had I not had access to these professional development resources I would not be adequately prepared to enter the workforce at an MBA level position. Maybe people who did not spend their 20's in the military do not need this mentorship and training, but it is also definitely not provided by the University of Redlands. I assume there are people out there with terrible looking resumes and no LinkedIn accounts wondering why their MBA from Redlands isn't getting them a job. Maybe I missed the memo, but job-hunting training and professional development of some kind might improve your post-graduation employment survey results and bolster the reputation of the University. Empowering your graduates to earn as much as they can and find employment as easy as possible is one of the biggest draws to further education, so I believe the University would benefit from investments in that vein.
- I pursued the program in wanting to create a non-profit foundation. I have done that and I am researching project for for-profit as well. Long-term I don't know if I will just focus primarily on my non-profit or if I will seek employment elsewhere.
- Nope

Please indicate your extent of agreement with the following statements.

Matrix

I was able to locate my Student Services Manager's contact information without difficulty when I needed assistance.

2020 Graduation Survey



15 of 479 responded (3.13 %)

Mean **3.33** / STD **0.90**

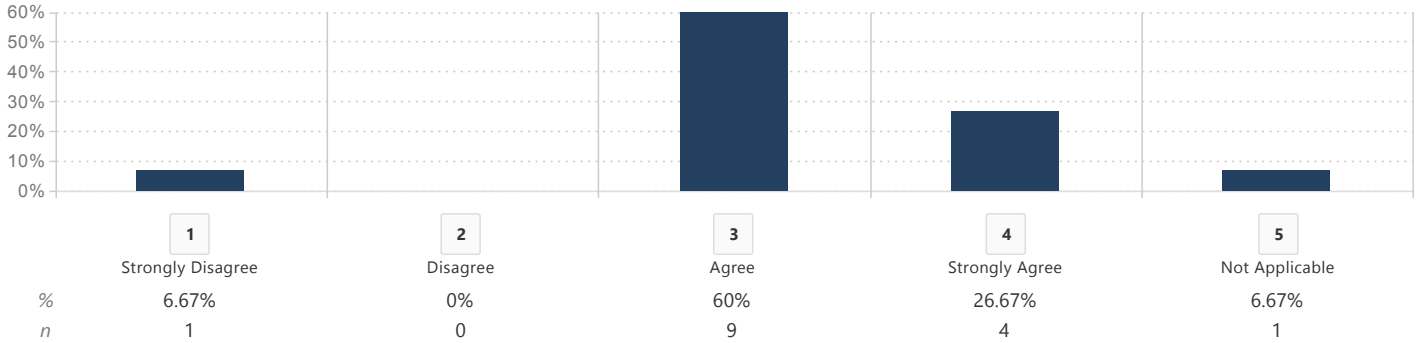


Please indicate your extent of agreement with the following statements.

Matrix

My Student Services Manager was responsive and provided assistance in a timely manner.

2020 Graduation Survey



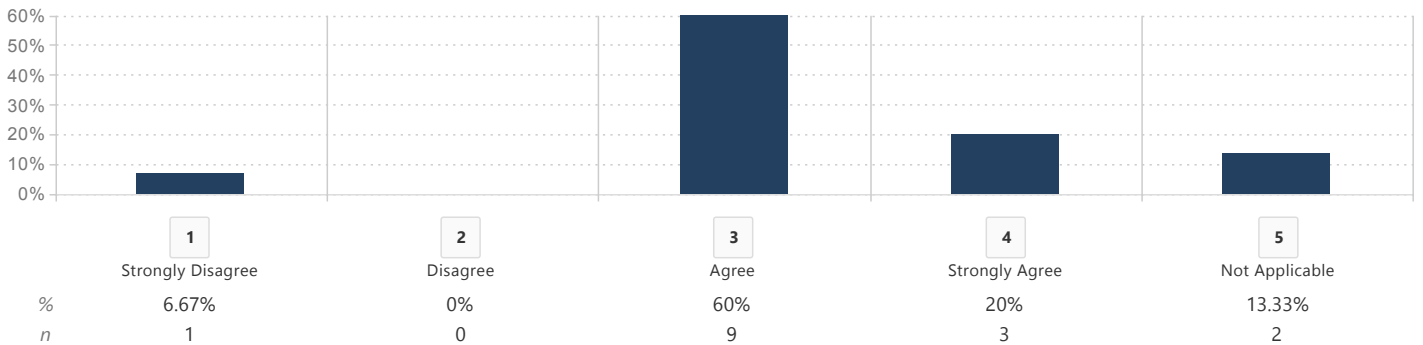
15 of 479 responded (3.13 %)  
 Mean **3.27** / STD **0.88**

Please indicate your extent of agreement with the following statements.

Matrix

My Student Services Manager provided effective academic advising.

2020 Graduation Survey



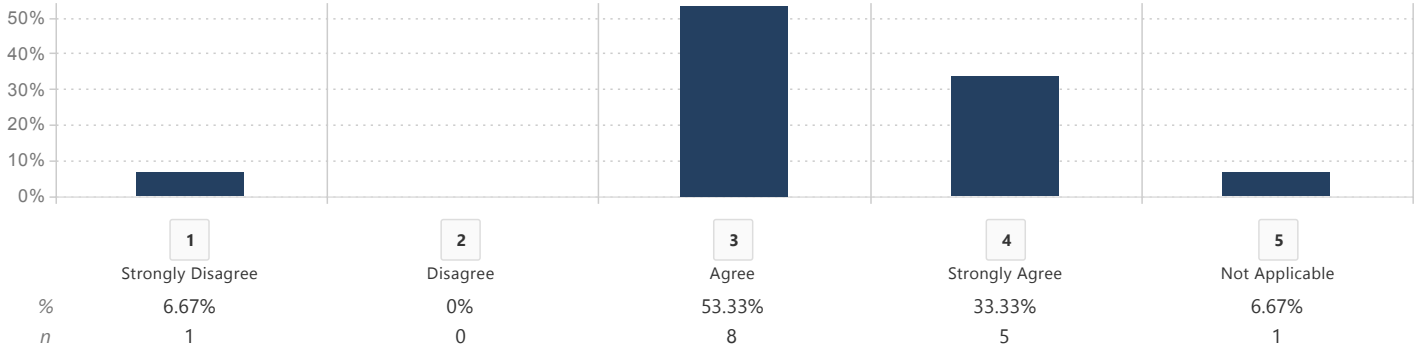
15 of 479 responded (3.13 %)  
 Mean **3.33** / STD **0.98**

Please indicate your extent of agreement with the following statements.

Matrix

My Student Services Manager maintained a professional relationship.

2020 Graduation Survey



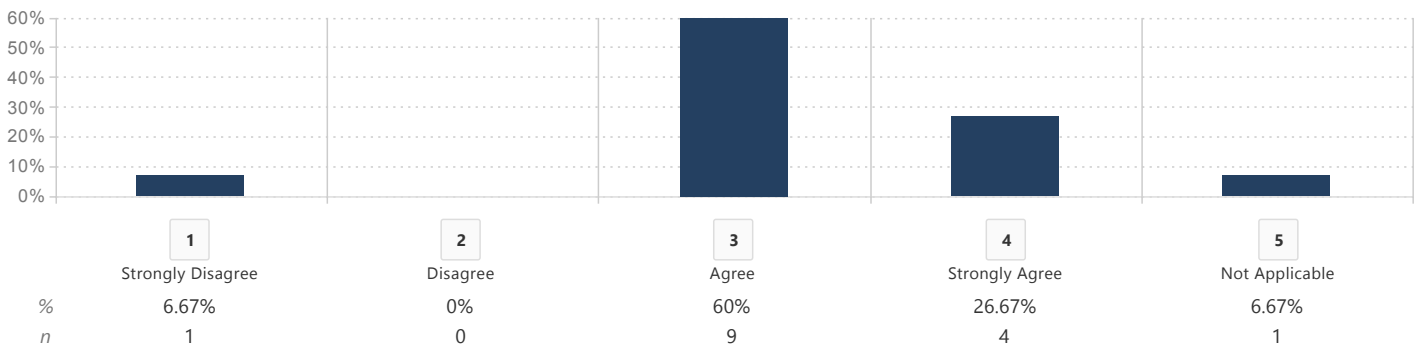
15 of 479 responded (3.13 %)  
 Mean **3.33** / STD **0.90**

Please indicate your extent of agreement with the following statements.

Matrix

Overall, my Student Services Manager was supportive of me during the program.

2020 Graduation Survey



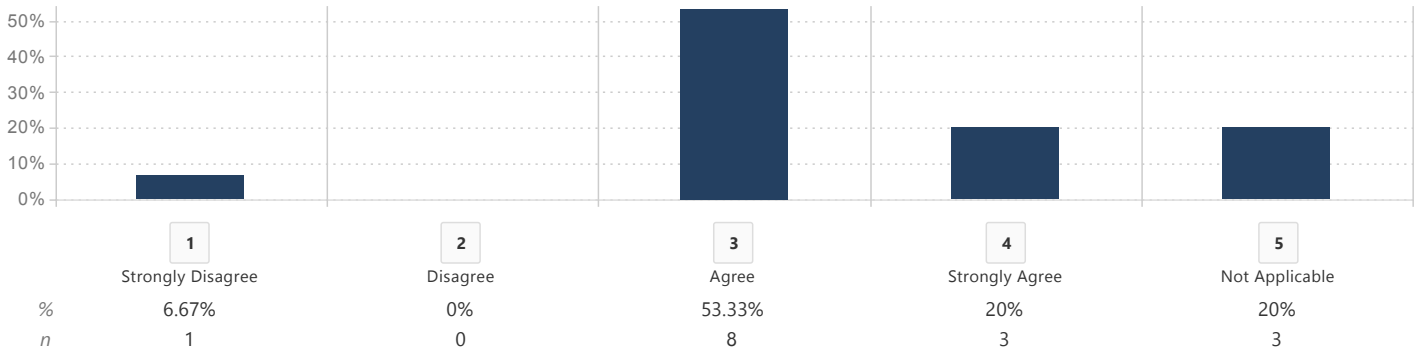
15 of 479 responded (3.13 %)  
 Mean **3.27** / STD **0.88**

Please indicate your extent of agreement with the following statements.

Matrix

My Student Services Manager provided me with personalized advising.

2020 Graduation Survey



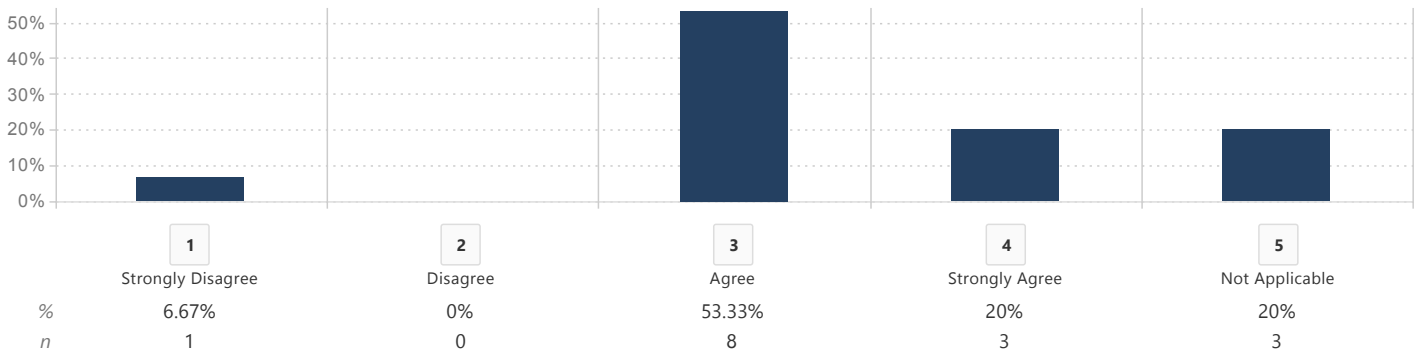
15 of 479 responded (3.13 %)  
 Mean **3.47** / STD **1.06**

Please indicate your extent of agreement with the following statements.

Matrix

My Student Services Manager was instrumental in helping me complete my degree.

2020 Graduation Survey



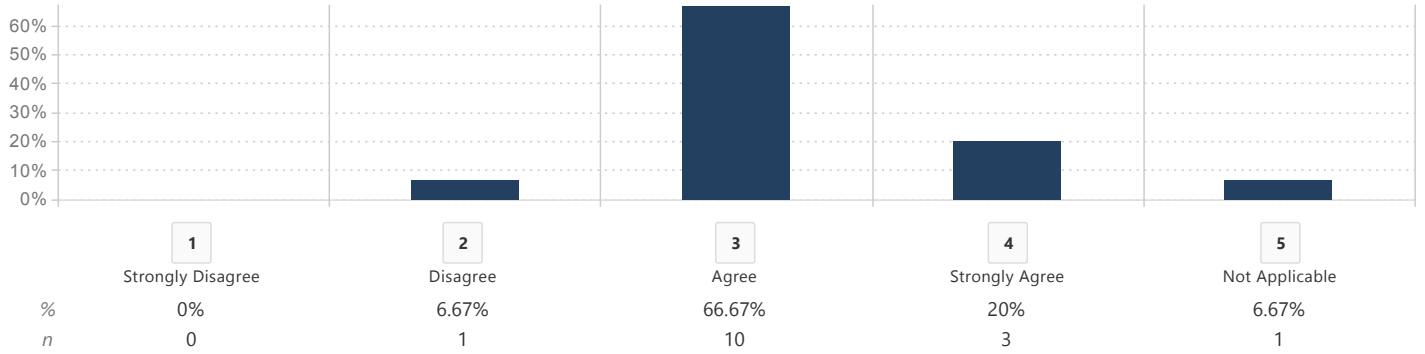
15 of 479 responded (3.13 %)  
 Mean **3.47** / STD **1.06**

Please indicate your extent of agreement with the following statements.

Matrix

My Student Services Manager was knowledgeable and available to answer my questions.

### 2020 Graduation Survey



15 of 479 responded (3.13 %)  
Mean **3.27** / STD **0.70**

Please tell us one or two things the School of Business could do to enhance our academic advising services.

*Write-in*

## 2020 Graduation Survey

15 of 479 responded (3.13 %)

### Comments (15)

- Being online I felt I received what I needed.
- Depending on the student needs that is where you can see if more advising is needed.
- Have a guided plan based on the goals of the student.
- have more communications with professors. I was always given the run around when I had questions
- I think the academic advising managers are all super great!
- I would have to say would be to add different concentrations for the MBA program.
- Mine would always contact me
- More online office hours, and less surveys.
- N/A
- N/A.
- Nothing
- Nothing, everything was good
- Please refer to my previous answer regarding how this university could have supported my employment growth as it relates to advising services.
- The academic advisors and financial advisors need to communicate better or have a better system.
- The initial selection for MBA concentrations was absent for me when I first talked to Student Services about 2 years ago. I didn't know there were options for concentrations or how to select them. No one talked me through the different options or even told me where I could find more information. I was just handed a schedule for "general" with no questions as to my preference. The admissions team failed me there, and they could do better education onboarding students about the different concentration options available. I also did not know that an MSOL would be obtainable with only 5 additional classes after achieving my MBA until another student told me. How did that person find out? Why is there so little discrimination of information for online students?

What was the most beneficial aspect of your academic advising experience?

*Write-in*

2020 Graduation Survey

15 of 479 responded (3.13 %)

Comments (15)

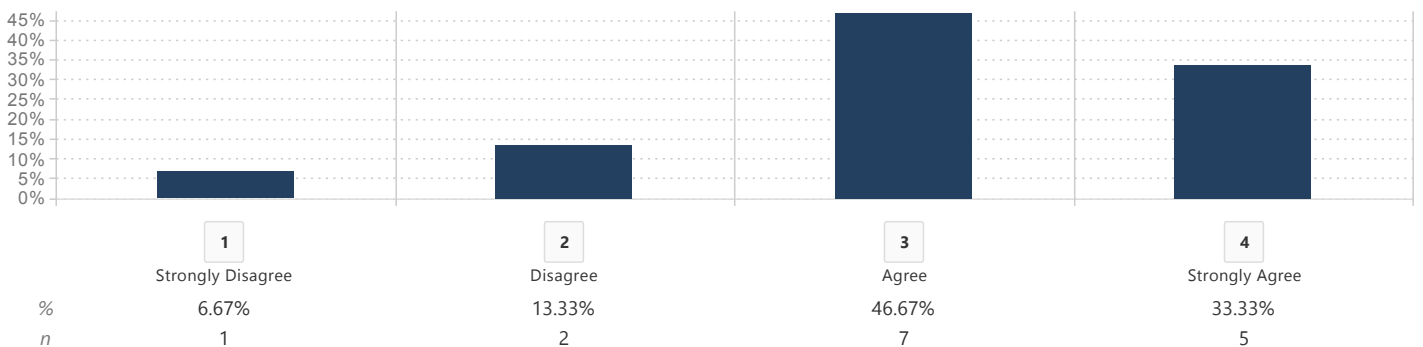
- Advisor was very responsive no matter what.
- Answered the questions I did have.
- Being able to reach out if I had questions.
- Called every quarter to see if I have any questions.
- Good guidance for the program
- I think really guiding me and making sure I am taking my classes that I need for each semester.
- Monique Pope, the director for military students, was absolutely phenomenal for me. I talked to Veronica Johnston maybe twice, but Monique and I were on the phone every quarter figuring out stuff with the VA and Tuition Assistance. She's an asset to your organization.
- n/a
- Nothing
- Nothing
- Nothing at all.
- The most beneficial aspect was how accessible my advisor was. She was very present and available throughout my entire program.
- The periodic check ins to see how things were going. Knowing she was available if I needed anything or had questions
- They keep in touch and send regular emails to check in as well as communicate announcements, deadlines, etc.
- Very responsive and conducted routine check ins

Please indicate your extent of agreement with the following statements regarding our Online Library Resources.

Matrix

Accessing the Online Library Resources was easy.

2020 Graduation Survey



15 of 479 responded (3.13 %)

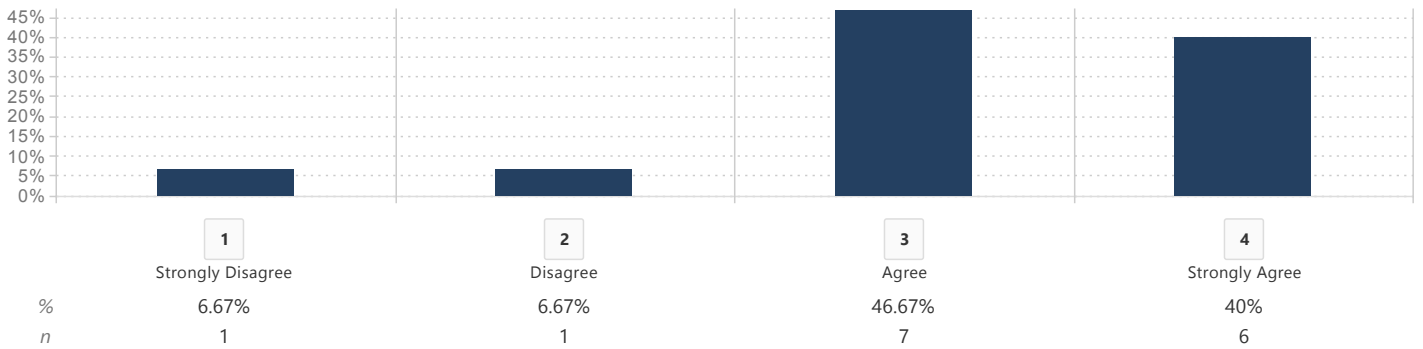
Mean **3.07** / STD **0.88**

Please indicate your extent of agreement with the following statements regarding our Online Library Resources.

Matrix

The Online Library Resources available were useful.

2020 Graduation Survey



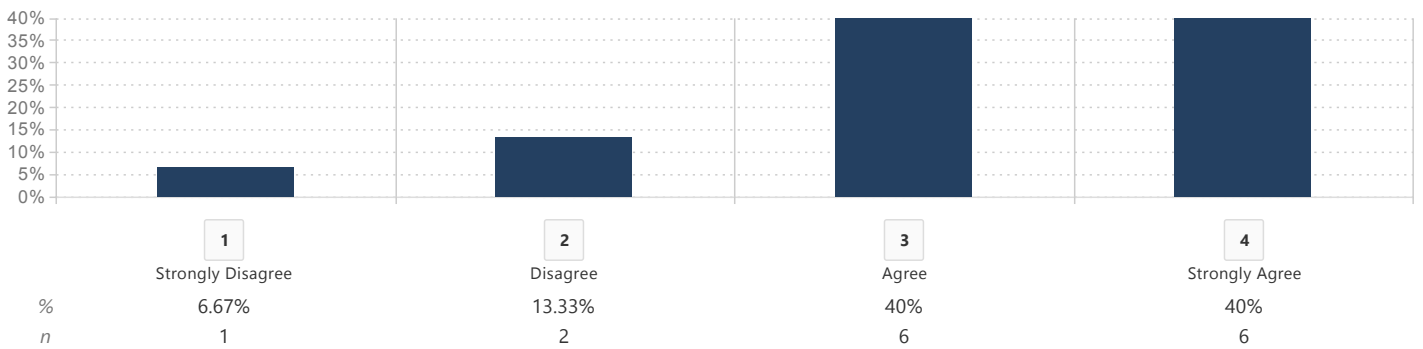
15 of 479 responded (3.13 %)  
 Mean **3.20** / STD **0.86**

Please indicate your extent of agreement with the following statements regarding our Online Library Resources.

Matrix

The Online Library Resources were important to my academic success.

2020 Graduation Survey



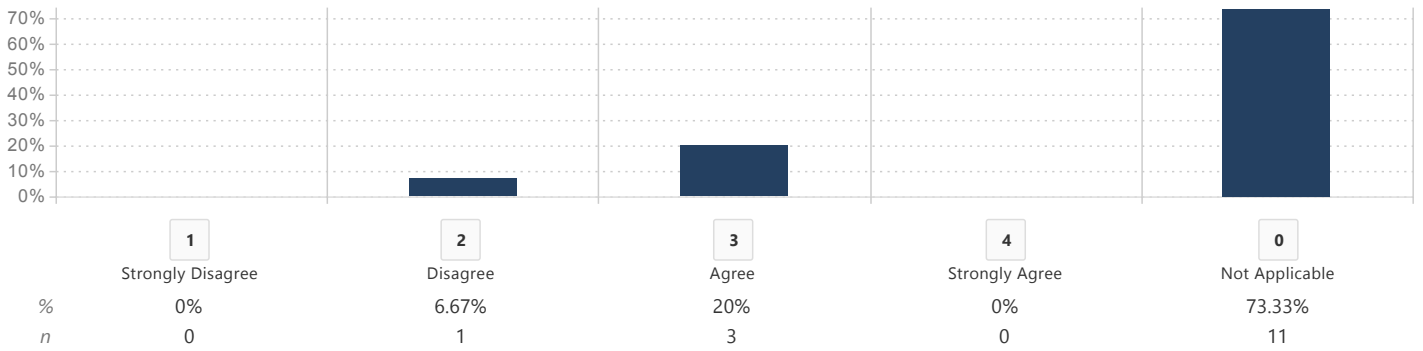
15 of 479 responded (3.13 %)  
 Mean **3.13** / STD **0.92**

I was satisfied with the following additional resources provided by the University of Redlands School of Business.

Matrix

Disability Services

2020 Graduation Survey

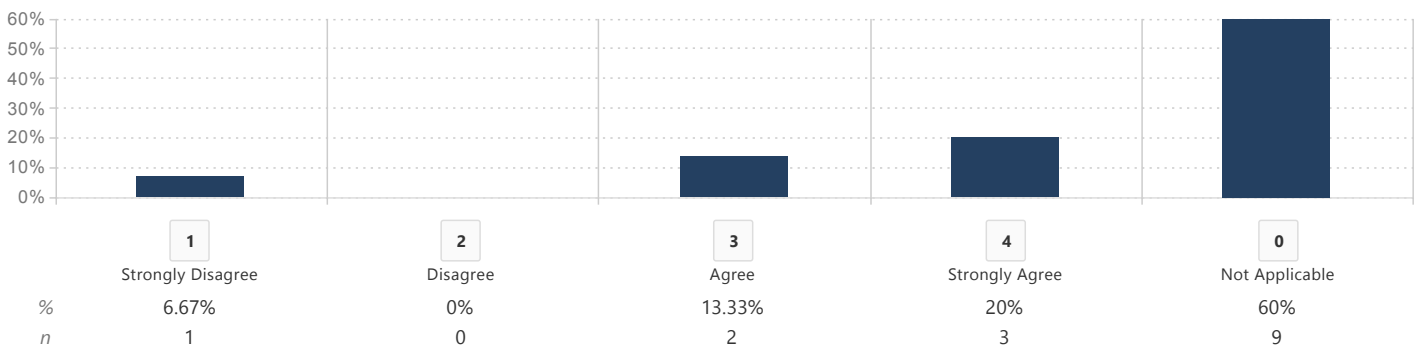


15 of 479 responded (3.13 %)  
 Mean **2.75** / STD **0.50**

I was satisfied with the following additional resources provided by the University of Redlands School of Business.  
**Mentor Program**

Matrix

2020 Graduation Survey



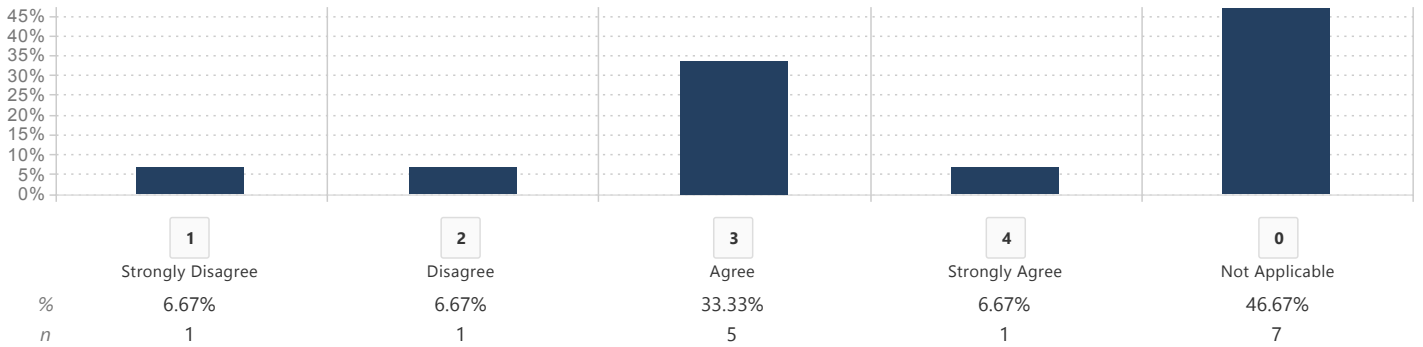
15 of 479 responded (3.13 %)  
 Mean **3.17** / STD **1.17**

I was satisfied with the following additional resources provided by the University of Redlands School of Business.  
**Professional Development**

Matrix



2020 Graduation Survey



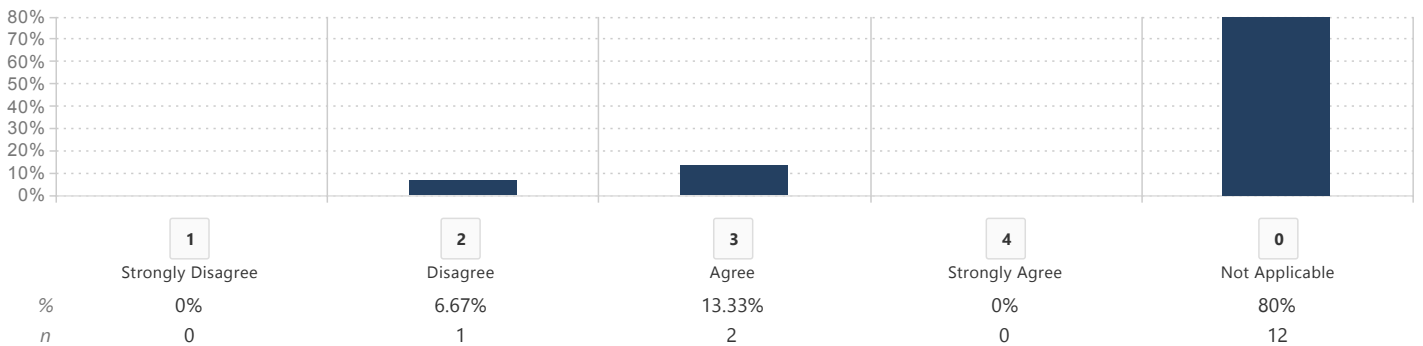
15 of 479 responded (3.13 %)  
 Mean **2.75** / STD **0.89**

I was satisfied with the following additional resources provided by the University of Redlands School of Business.

Matrix

Quantitative (Math) Workshop

2020 Graduation Survey



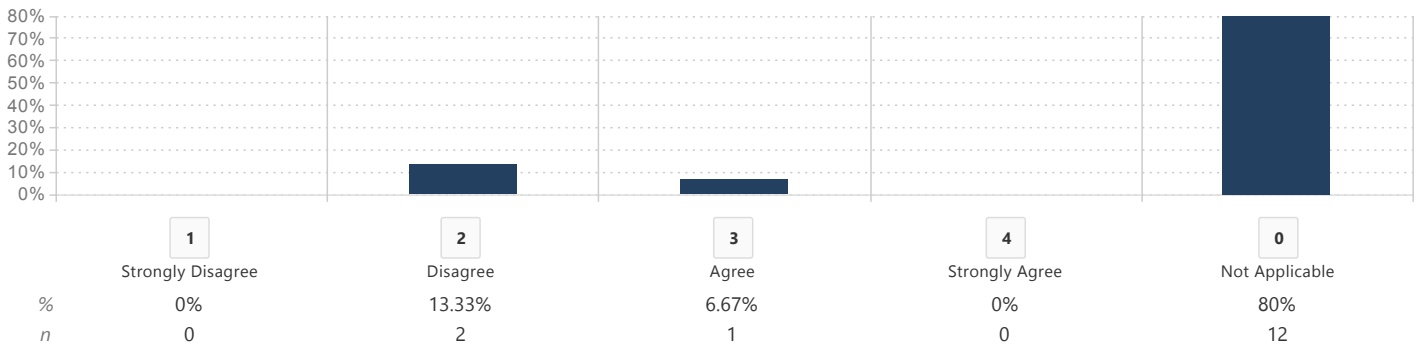
15 of 479 responded (3.13 %)  
 Mean **2.67** / STD **0.58**

I was satisfied with the following additional resources provided by the University of Redlands School of Business.

Matrix

Qualitative (English/Writing) Workshop

2020 Graduation Survey

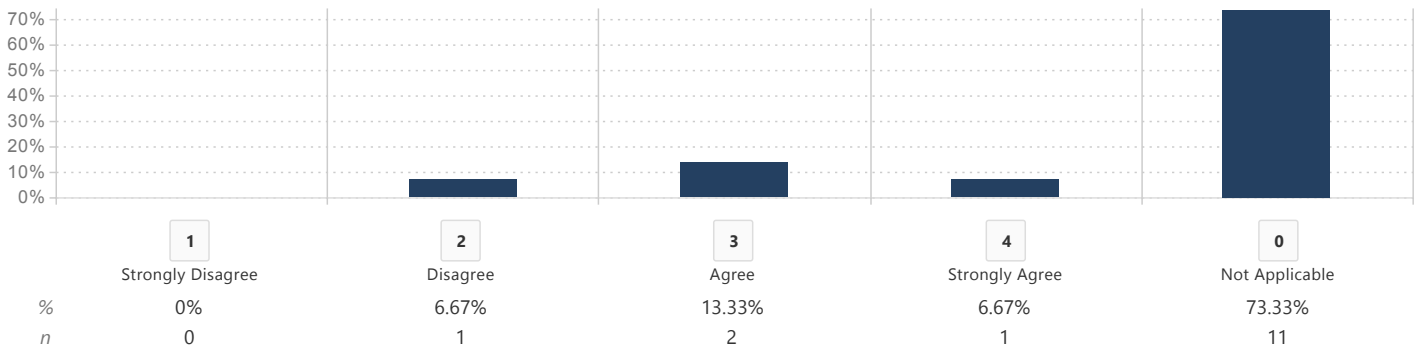


15 of 479 responded (3.13 %)  
 Mean **2.33** / STD **0.58**

I was satisfied with the following additional resources provided by the University of Redlands School of Business.  
 Study Abroad

Matrix

2020 Graduation Survey




15 of 479 responded (3.13 %)  
 Mean **3.00** / STD **0.82**

Did you attend any speaking events while at the University of Redlands?

Single Selection

2020 Graduation Survey



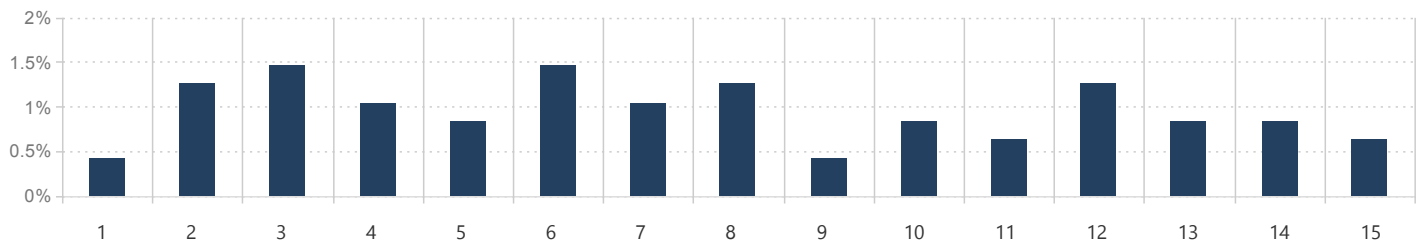
15 of 479 responded (3.13 %)

Are there any topics from the following list you would have liked to have heard more about at public speaking events offered by the University of Redlands?

Multiple Selection

- 1 Business Communication
- 2 Business Innovation
- 3 Career Planning
- 4 Decision-Making
- 5 Entrepreneurship
- 6 Leadership
- 7 Human Resource Management
- 8 Managing People
- 9 Marketing
- 10 Organizational Culture
- 11 Productivity
- 12 Self-Management
- 13 Strategy
- 14 Technology
- 15 Work-Life Balance

2020 Graduation Survey



	n	%
1 - Business Communication	2	0.42%
2 - Business Innovation	6	1.25%
3 - Career Planning	7	1.46%
4 - Decision-Making	5	1.04%
5 - Entrepreneurship	4	0.84%
6 - Leadership	7	1.46%
7 - Human Resource Management	5	1.04%
8 - Managing People	6	1.25%
9 - Marketing	2	0.42%
10 - Organizational Culture	4	0.84%
11 - Productivity	3	0.63%
12 - Self-Management	6	1.25%
13 - Strategy	4	0.84%
14 - Technology	4	0.84%
15 - Work-Life Balance	3	0.63%

15 of 479 responded (3.13 %)

Are there any other topics you would have liked to have heard more about at public speaking events offered by the University of Redlands?

Write-in

2020 Graduation Survey

2 of 479 responded (0.42 %)

Comments (2)

- N/A
- No

Did anyone refer you to the University of Redlands School of Business?

Single Selection

2020 Graduation Survey

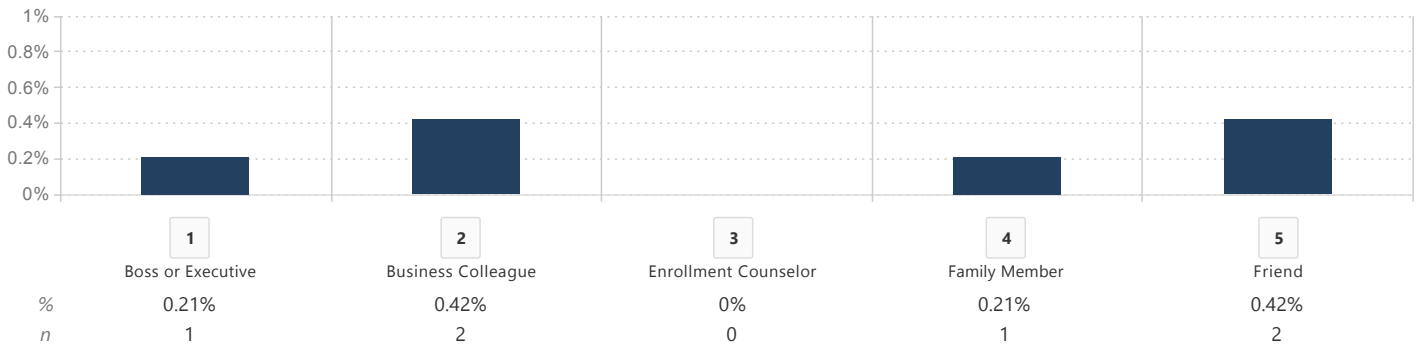


15 of 479 responded (3.13 %)

Who recommended you to the School of Business? (Please check all that apply.)

Multiple Selection

2020 Graduation Survey

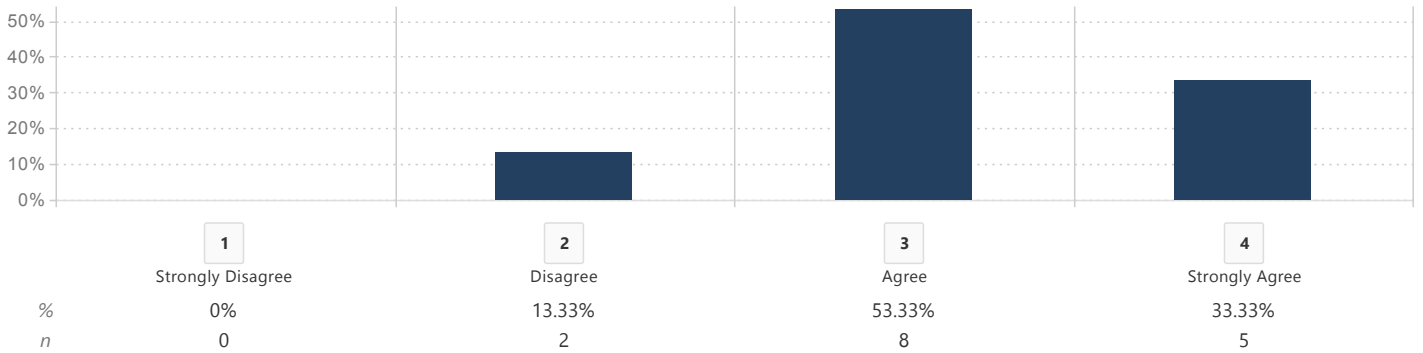


4 of 479 responded (0.84 %)

The following were useful in my decision to apply to the University of Redlands School of Business.  
The convenient campus location(s).

Matrix

2020 Graduation Survey



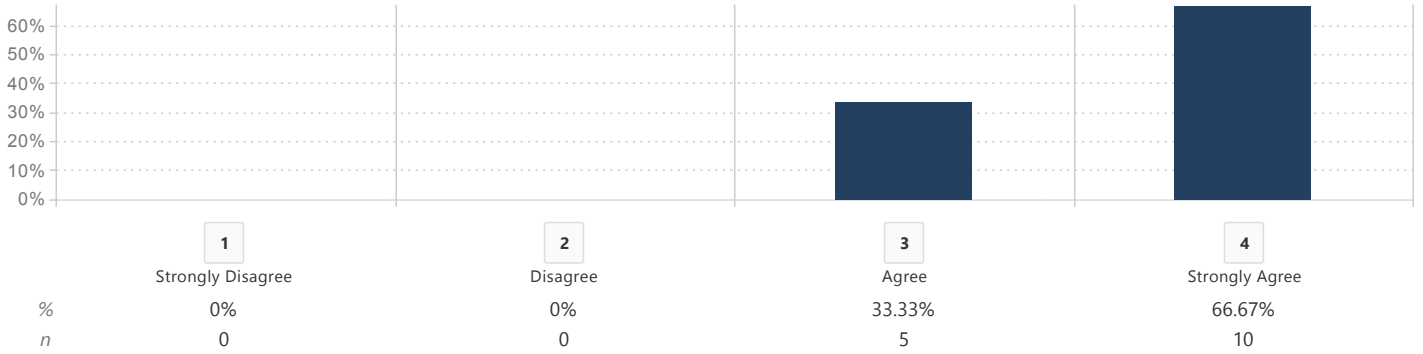
15 of 479 responded (3.13 %)

Mean **3.20** / STD **0.68**

The following were useful in my decision to apply to the University of Redlands School of Business.  
The ability to take classes online.

Matrix

2020 Graduation Survey

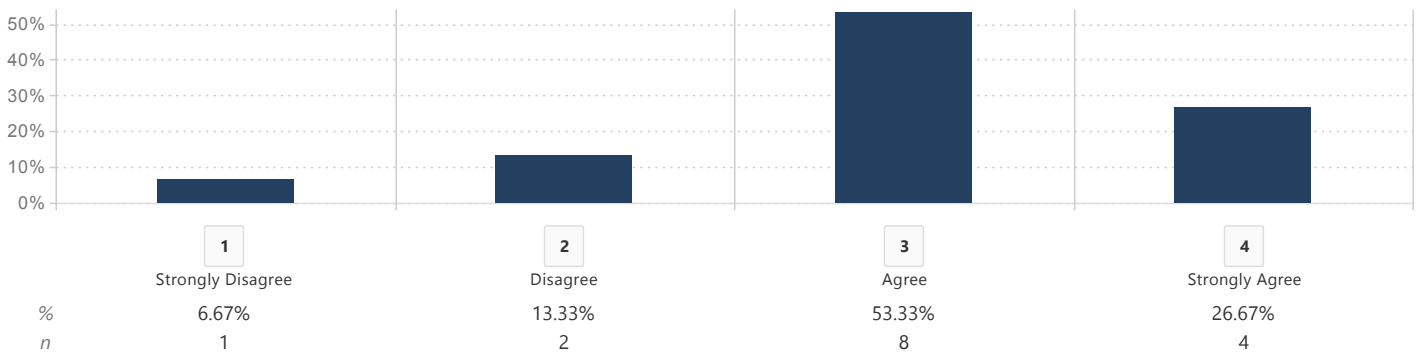


15 of 479 responded (3.13 %)  
 Mean **3.67** / STD **0.49**

The following were useful in my decision to apply to the University of Redlands School of Business.  
 The experiences of students presented in various School of Business media.

Matrix

2020 Graduation Survey

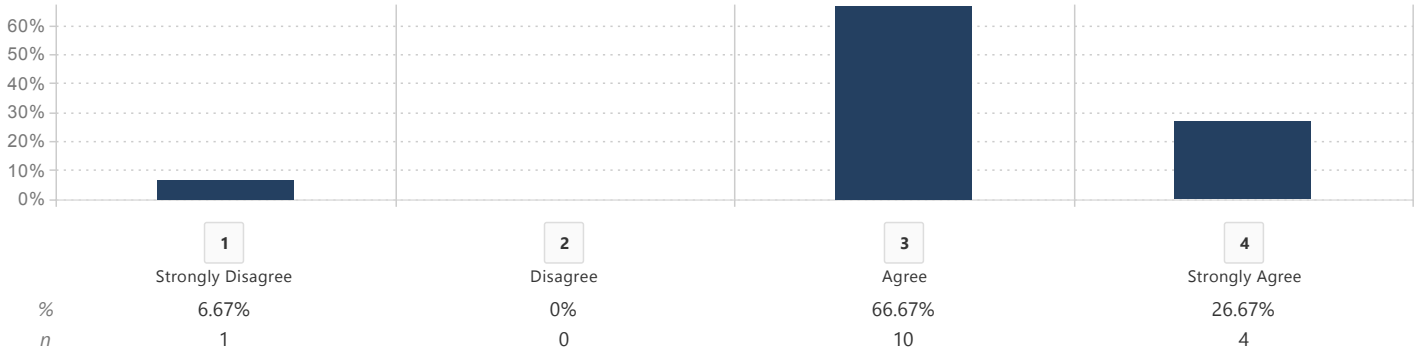


15 of 479 responded (3.13 %)  
 Mean **3.00** / STD **0.85**

The following were useful in my decision to apply to the University of Redlands School of Business.  
 The reputation of the School of Business.

Matrix

2020 Graduation Survey

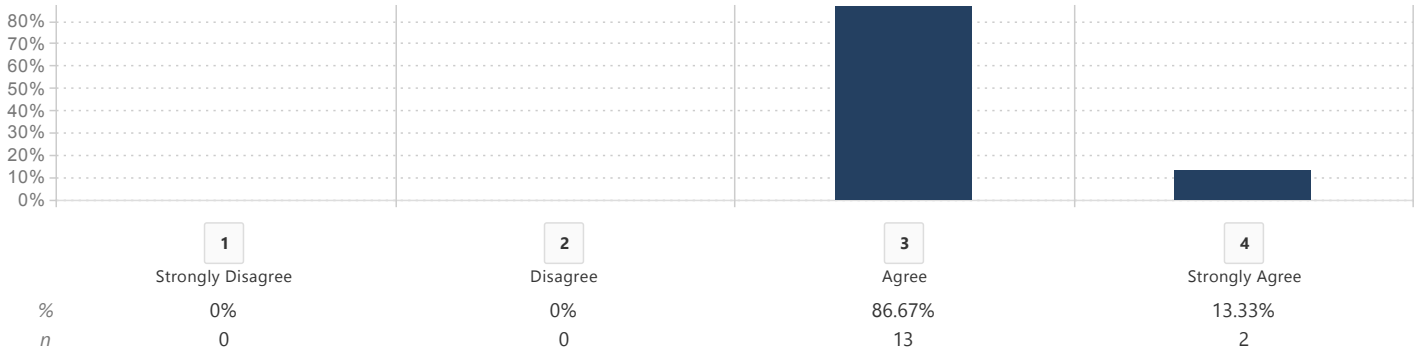


15 of 479 responded (3.13 %)  
 Mean **3.13** / STD **0.74**

The following were useful in my decision to apply to the University of Redlands School of Business.  
 The availability of information provided on the university website.

Matrix

2020 Graduation Survey

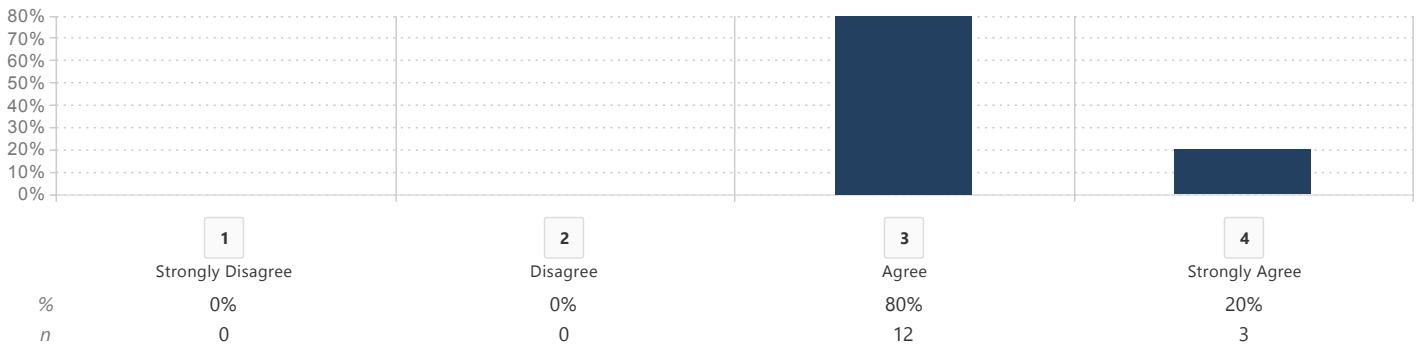


15 of 479 responded (3.13 %)  
 Mean **3.13** / STD **0.35**

The following were useful in my decision to apply to the University of Redlands School of Business.  
 The affordability of the program compared to other institutions.

Matrix

2020 Graduation Survey

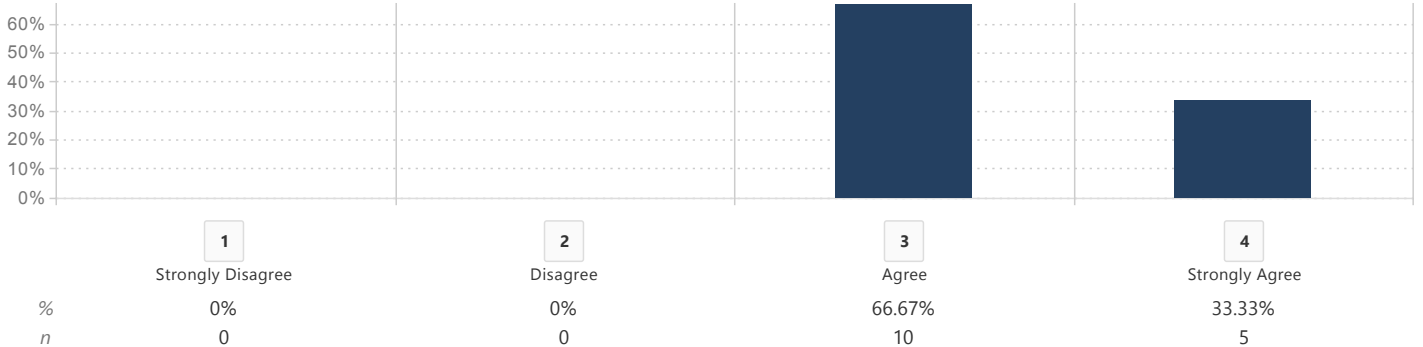


15 of 479 responded (3.13 %)  
 Mean **3.20** / STD **0.41**

The following were useful in my decision to apply to the University of Redlands School of Business.  
 The ability to work at my own pace.

Matrix

2020 Graduation Survey



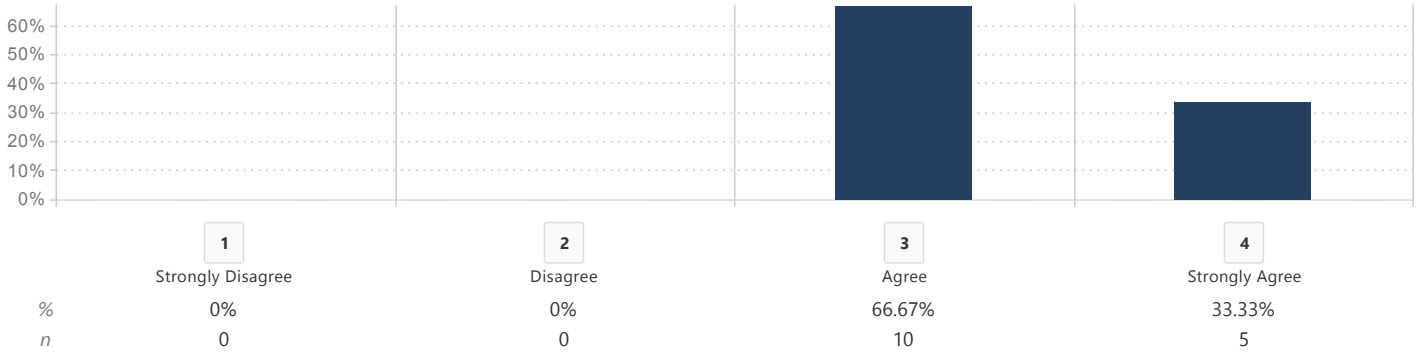
15 of 479 responded (3.13 %)  
 Mean **3.33** / STD **0.49**

The following were useful in my decision to apply to the University of Redlands School of Business.  
 The convenient schedule of instruction.

Matrix



2020 Graduation Survey

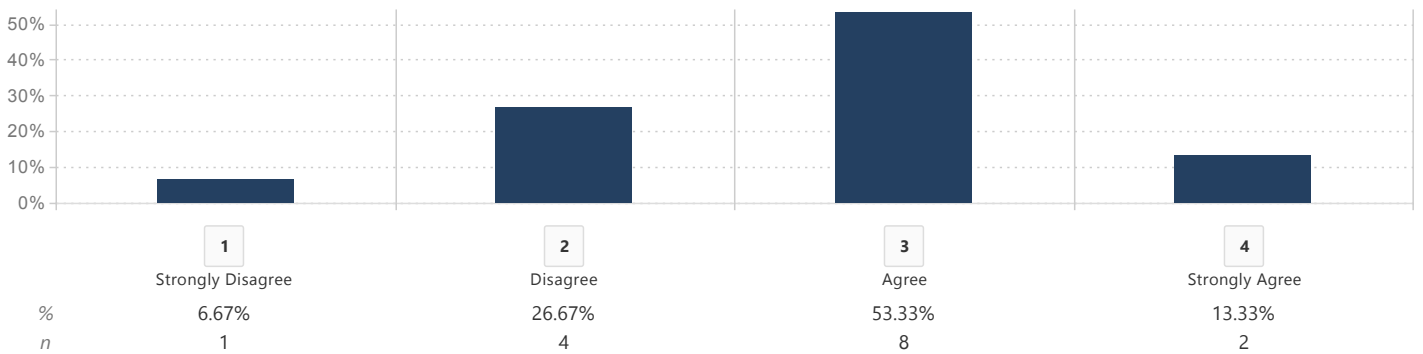


15 of 479 responded (3.13 %)  
 Mean **3.33** / STD **0.49**

The following were useful in my decision to apply to the University of Redlands School of Business.  
 The university's alumni and their familiarity with the institution.

Matrix

2020 Graduation Survey

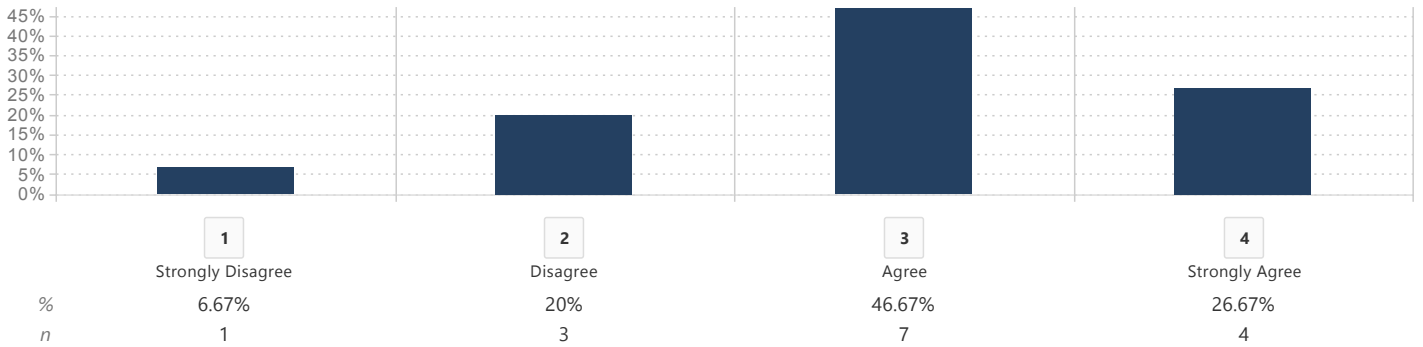


15 of 479 responded (3.13 %)  
 Mean **2.73** / STD **0.80**

The following were useful in my decision to apply to the University of Redlands School of Business.  
 The availability of financial aid.

Matrix

2020 Graduation Survey

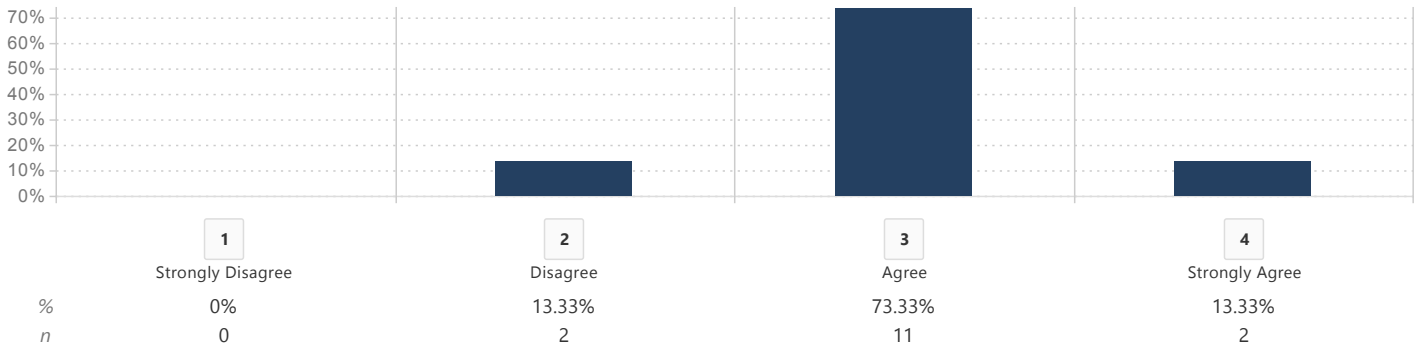


15 of 479 responded (3.13 %)  
 Mean **2.93** / STD **0.88**

The following were useful in my decision to apply to the University of Redlands School of Business.  
 The perceived value of the program.

Matrix

2020 Graduation Survey

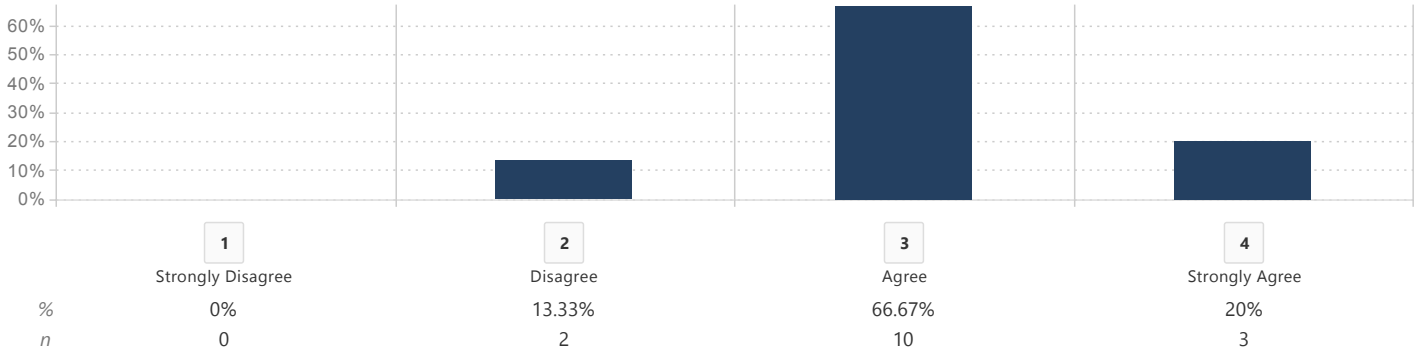


15 of 479 responded (3.13 %)  
 Mean **3.00** / STD **0.53**

The following were useful in my decision to apply to the University of Redlands School of Business.  
 The quality of the assistance I received in applying to the program.

Matrix

2020 Graduation Survey

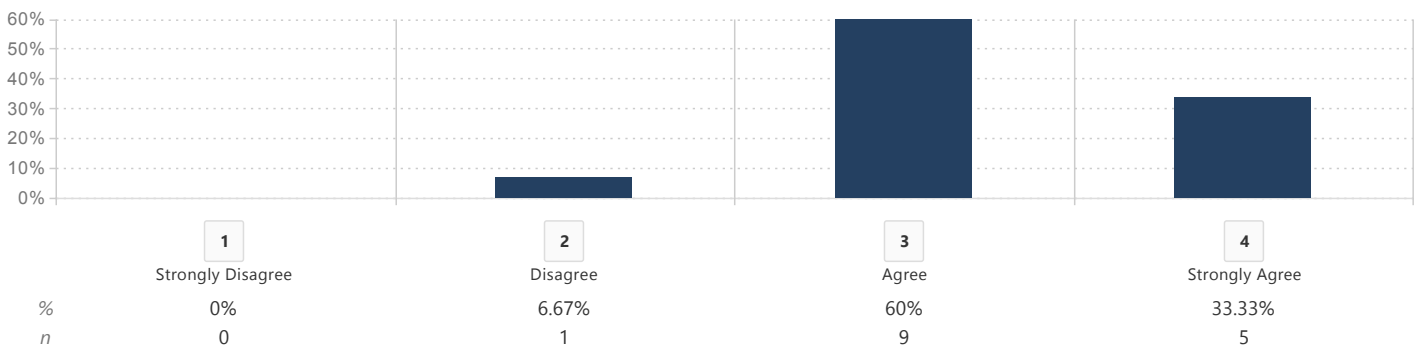


15 of 479 responded (3.13 %)  
 Mean **3.07** / STD **0.59**

The following were useful in my decision to apply to the University of Redlands School of Business.  
 The ease of applying to the program.

Matrix

2020 Graduation Survey

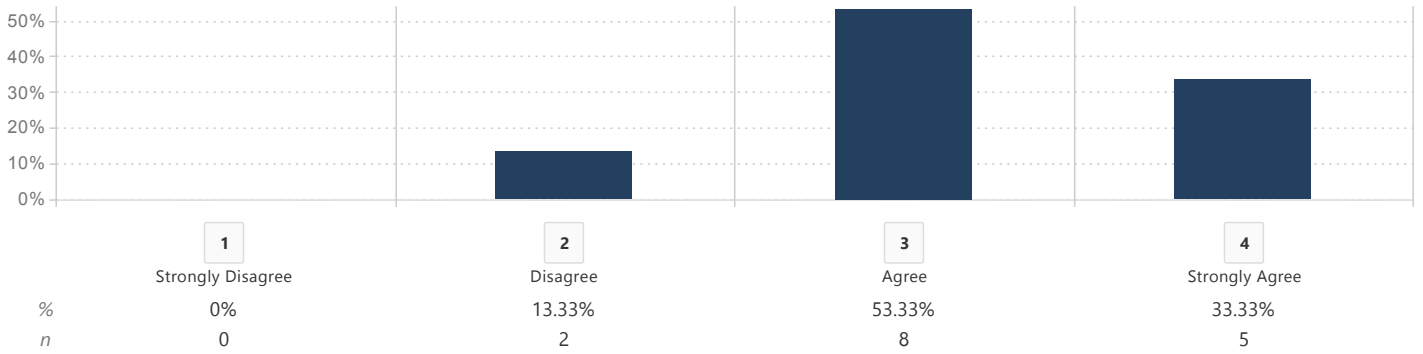


15 of 479 responded (3.13 %)  
 Mean **3.27** / STD **0.59**

The following were useful in my decision to apply to the University of Redlands School of Business.  
 The quick response time of the university to my admissions questions.

Matrix

2020 Graduation Survey

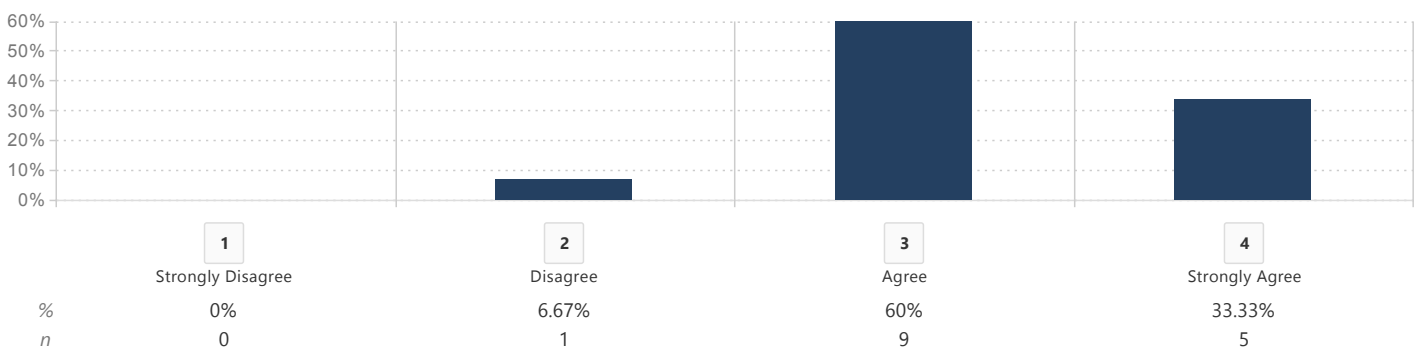


15 of 479 responded (3.13 %)  
 Mean **3.20** / STD **0.68**

The following were useful in my decision to apply to the University of Redlands School of Business.  
 The requirements for applying to the program.

Matrix

2020 Graduation Survey

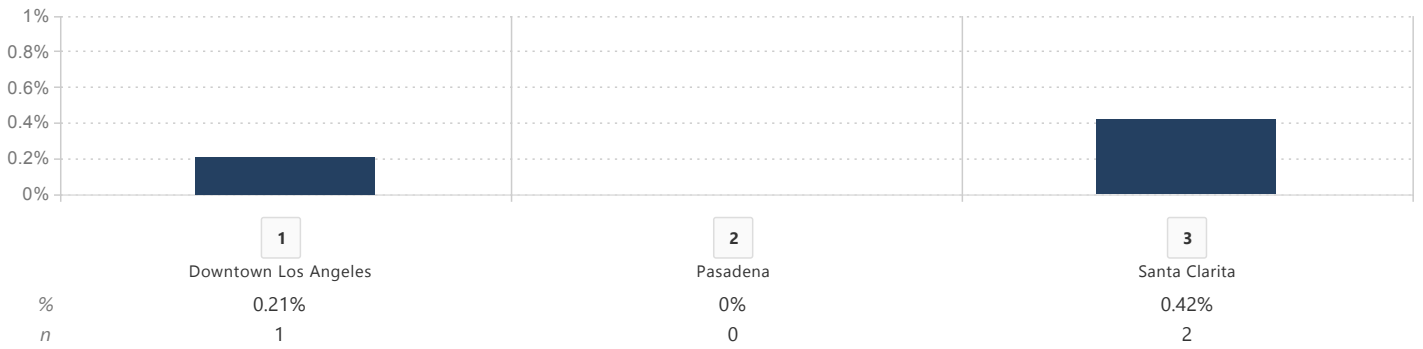


15 of 479 responded (3.13 %)  
 Mean **3.27** / STD **0.59**

When making your decision to apply to the University of Redlands School of Business, would you have preferred attending one or more of the following locations if it had been available? (Please check all that apply.)

Multiple Selection

### 2020 Graduation Survey



3 of 479 responded (0.63 %)

Are there any locations not listed above that you would have preferred attending if it had been available?

Write-in

### 2020 Graduation Survey

3 of 479 responded (0.63 %)

Comments (3)

- Chatsworth
- Long Beach
- San Diego

Is there anything else that would have been helpful to you when making your decision to apply to or attend the University of Redlands?

Write-in

### 2020 Graduation Survey

3 of 479 responded (0.63 %)

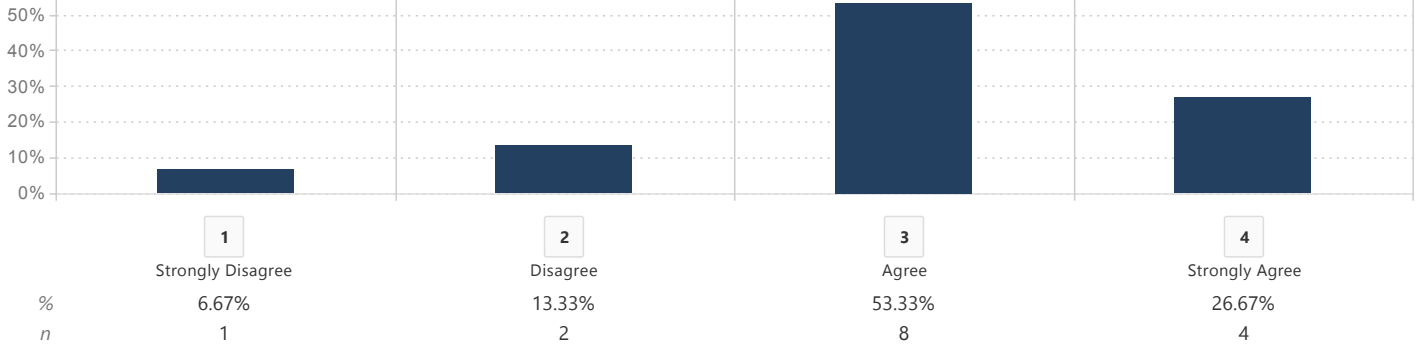
Comments (3)

- Better degree "shopping". For example, the MSOL/MBA combo would have been nice to know about. The ability to pick one of several concentrations was something I didn't know about. I've still never seen a breakdown of post graduate employment statistics, as I have for several other Universities.
- N/A
- Nope

Overall, I was satisfied with the following experiences at University of Redlands.  
**Alumni network**

Matrix

2020 Graduation Survey

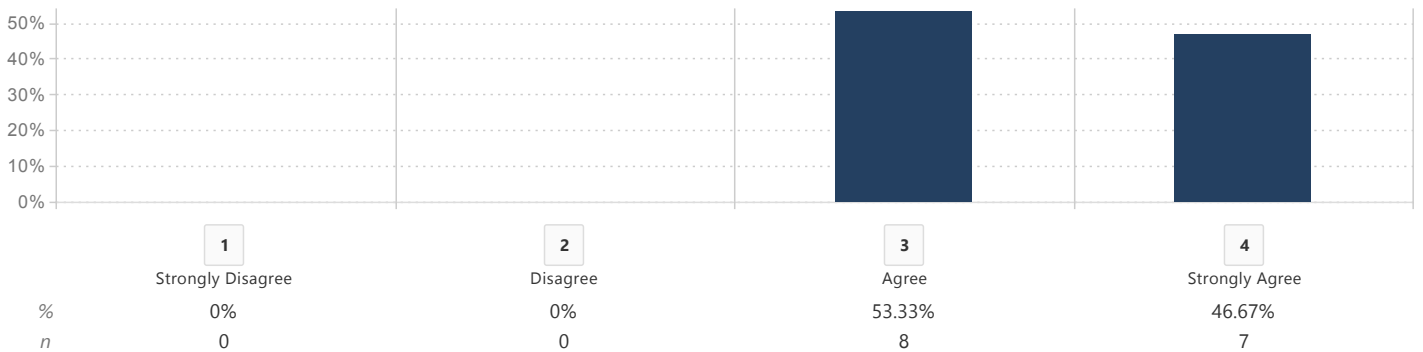


15 of 479 responded (3.13 %)  
 Mean **3.00** / STD **0.85**

Overall, I was satisfied with the following experiences at University of Redlands.  
**Application process**

Matrix

2020 Graduation Survey

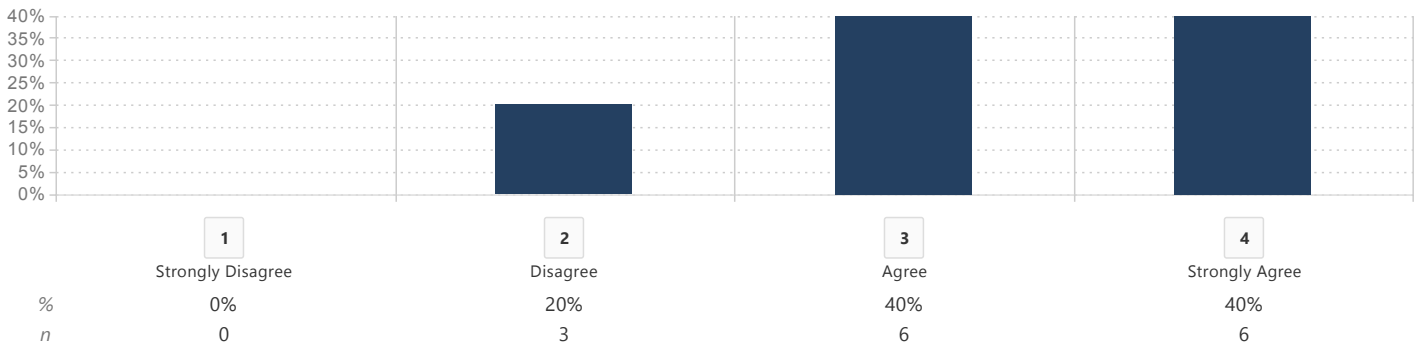


15 of 479 responded (3.13 %)  
 Mean **3.47** / STD **0.52**

Overall, I was satisfied with the following experiences at University of Redlands.  
**Availability of financial aid**

Matrix

2020 Graduation Survey

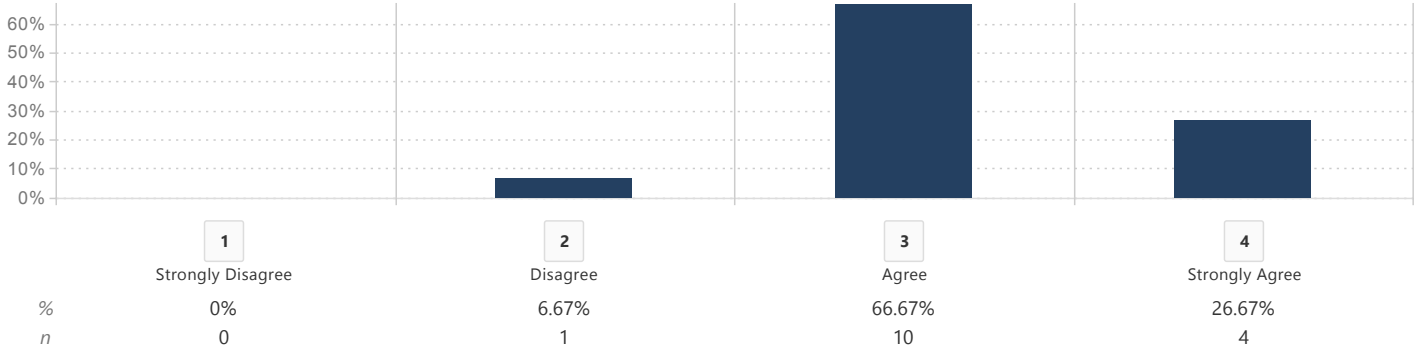


15 of 479 responded (3.13 %)  
 Mean **3.20** / STD **0.77**

Overall, I was satisfied with the following experiences at University of Redlands.  
**Campus facilities**

Matrix

2020 Graduation Survey

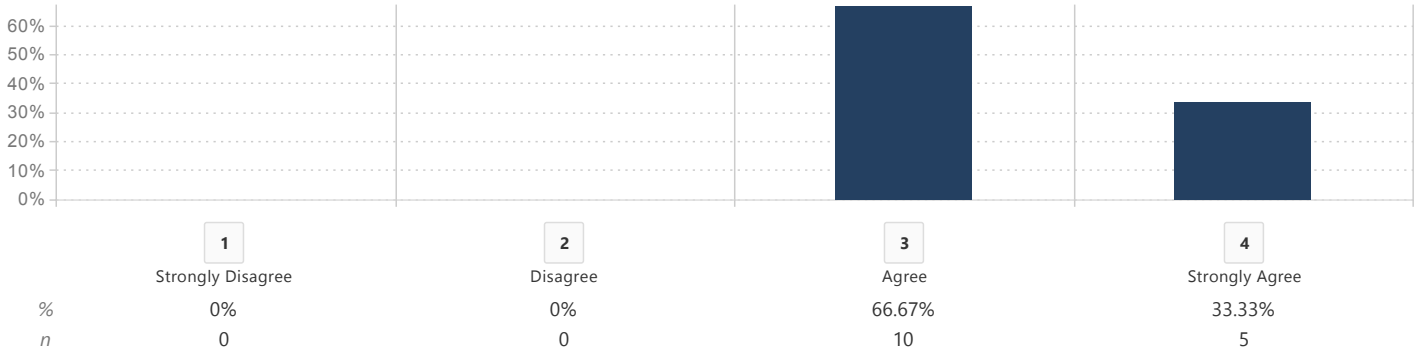


15 of 479 responded (3.13 %)  
 Mean **3.20** / STD **0.56**

Overall, I was satisfied with the following experiences at University of Redlands.  
**Campus safety**

Matrix

2020 Graduation Survey

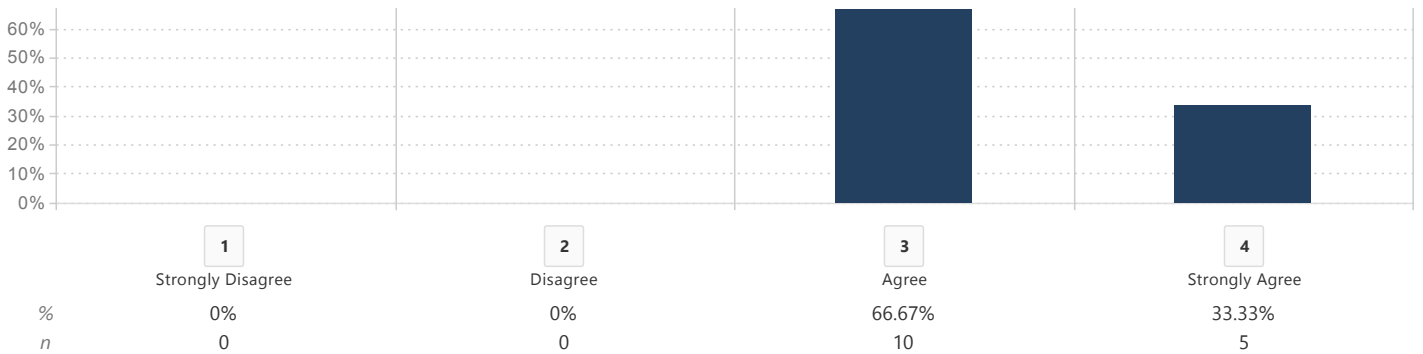


15 of 479 responded (3.13 %)  
 Mean **3.33** / STD **0.49**

Overall, I was satisfied with the following experiences at University of Redlands.  
**Curriculum**

Matrix

2020 Graduation Survey



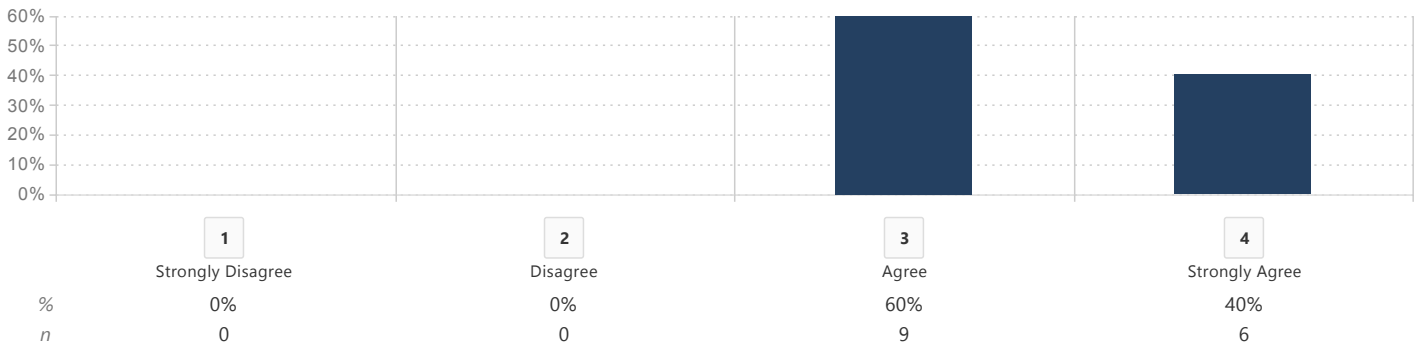
15 of 479 responded (3.13 %)  
 Mean **3.33** / STD **0.49**

Overall, I was satisfied with the following experiences at University of Redlands.  
**Self-registration in student planning**

Matrix



2020 Graduation Survey

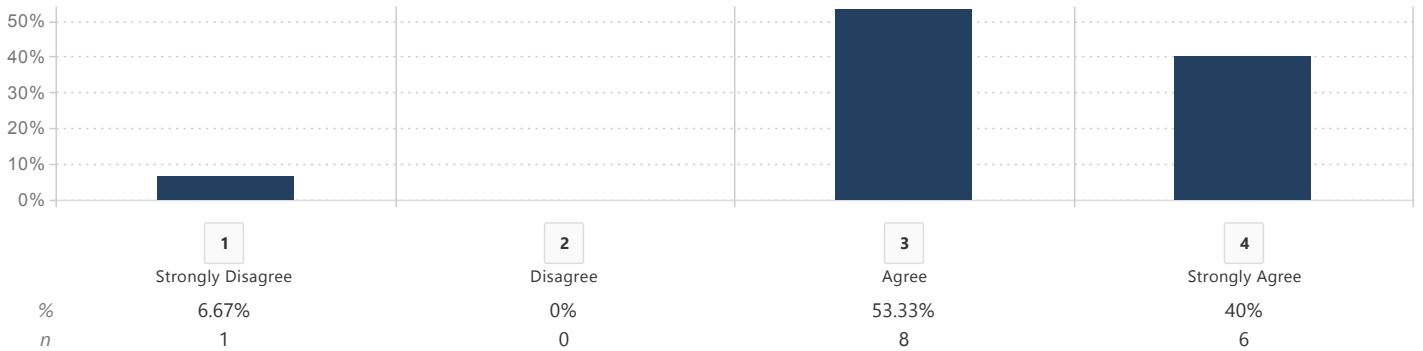


15 of 479 responded (3.13 %)  
 Mean **3.40** / STD **0.51**

Overall, I was satisfied with the following experiences at University of Redlands.  
 Time to graduate

Matrix

2020 Graduation Survey

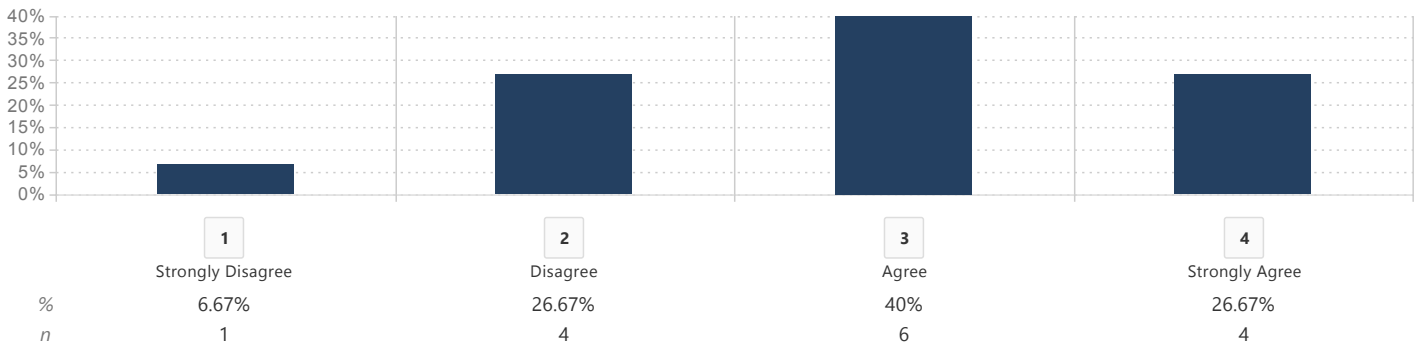


15 of 479 responded (3.13 %)  
 Mean **3.27** / STD **0.80**

Overall, I was satisfied with the following experiences at University of Redlands.  
 Tuition discounts

Matrix

2020 Graduation Survey

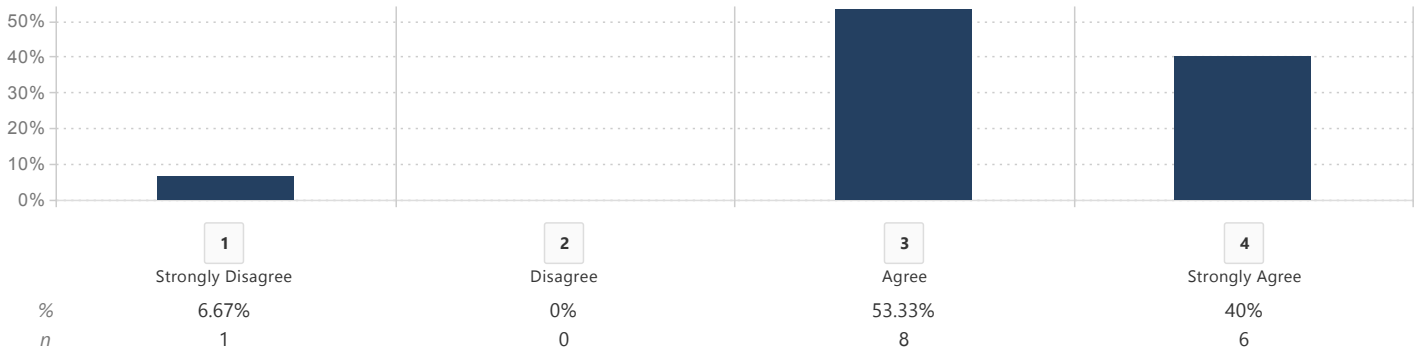


15 of 479 responded (3.13 %)  
 Mean **2.87** / STD **0.92**

Overall, I was satisfied with the following experiences at University of Redlands.  
 Classroom environment

Matrix

2020 Graduation Survey

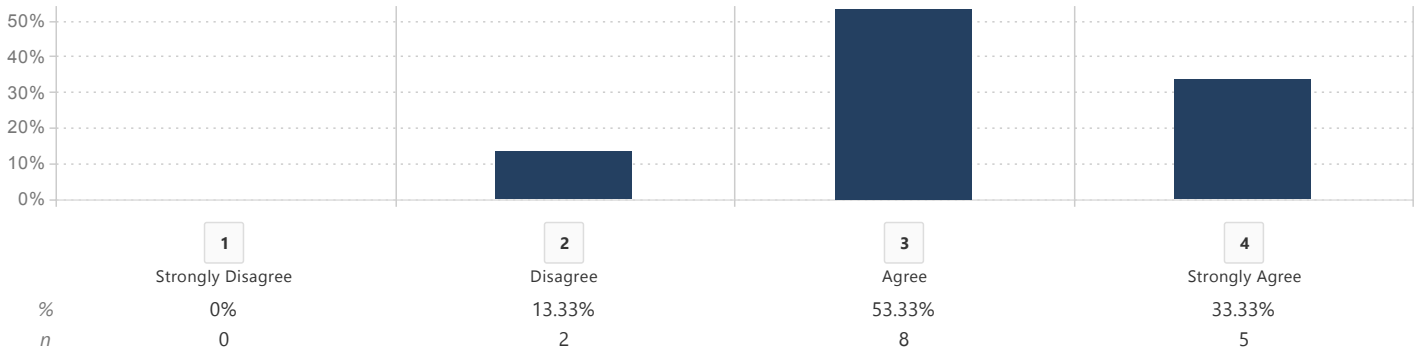


15 of 479 responded (3.13 %)  
 Mean **3.27** / STD **0.80**

Overall, I was satisfied with the following experiences at University of Redlands.  
 Education price

Matrix

2020 Graduation Survey

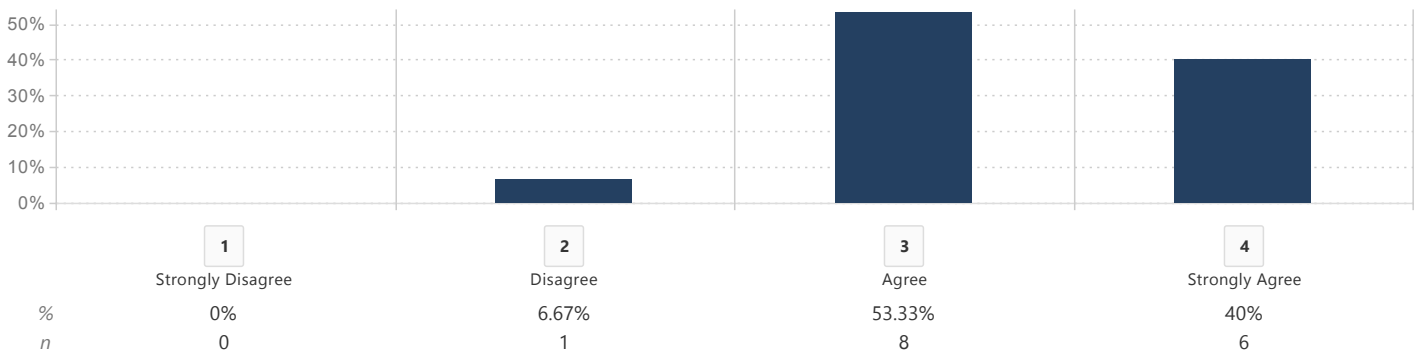


15 of 479 responded (3.13 %)  
 Mean **3.20** / STD **0.68**

Overall, I was satisfied with the following experiences at University of Redlands.  
 Education quality

Matrix

2020 Graduation Survey

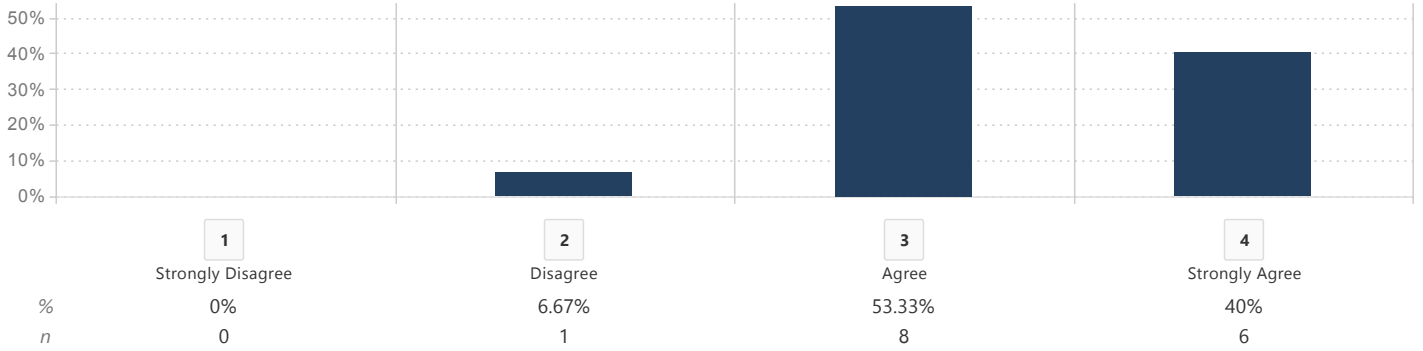


15 of 479 responded (3.13 %)  
 Mean **3.33** / STD **0.62**

Overall, I was satisfied with the following experiences at University of Redlands.  
 Education value

Matrix

2020 Graduation Survey

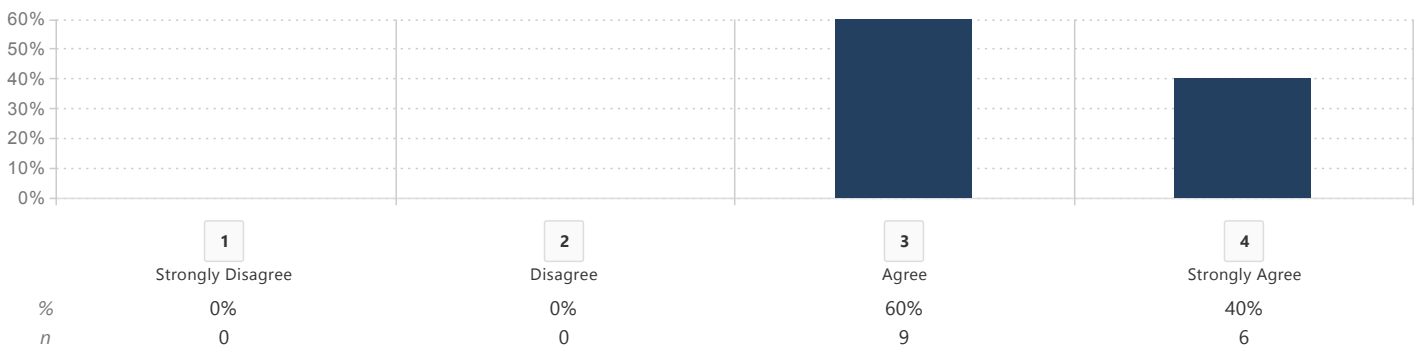


15 of 479 responded (3.13 %)  
 Mean **3.33** / STD **0.62**

Overall, I was satisfied with the following experiences at University of Redlands.  
 My degree program

Matrix

2020 Graduation Survey

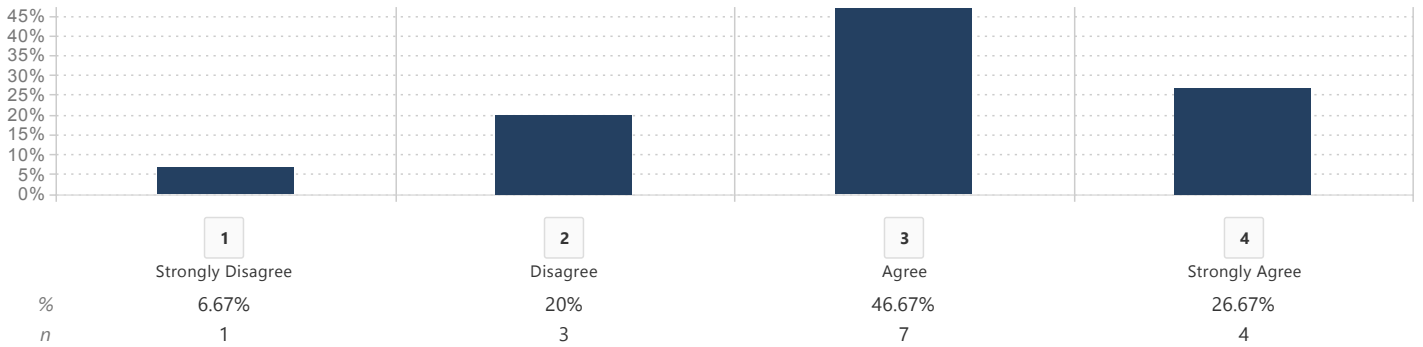


15 of 479 responded (3.13 %)  
 Mean **3.40** / STD **0.51**

Overall, I was satisfied with the following experiences at University of Redlands.  
 Networking opportunities

Matrix

2020 Graduation Survey

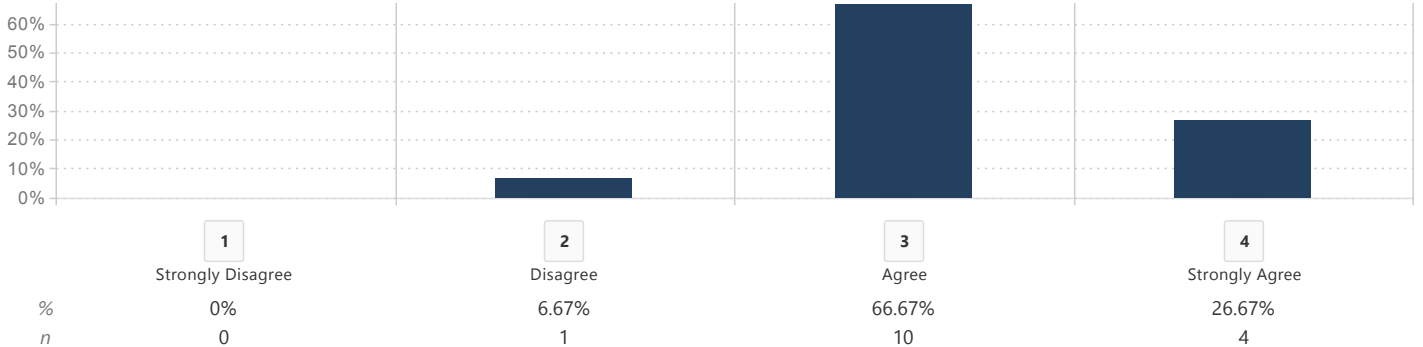


15 of 479 responded (3.13 %)  
 Mean **2.93** / STD **0.88**

The following contributed to my success at the University of Redlands School of Business.  
 Administration/Staff

Matrix

2020 Graduation Survey

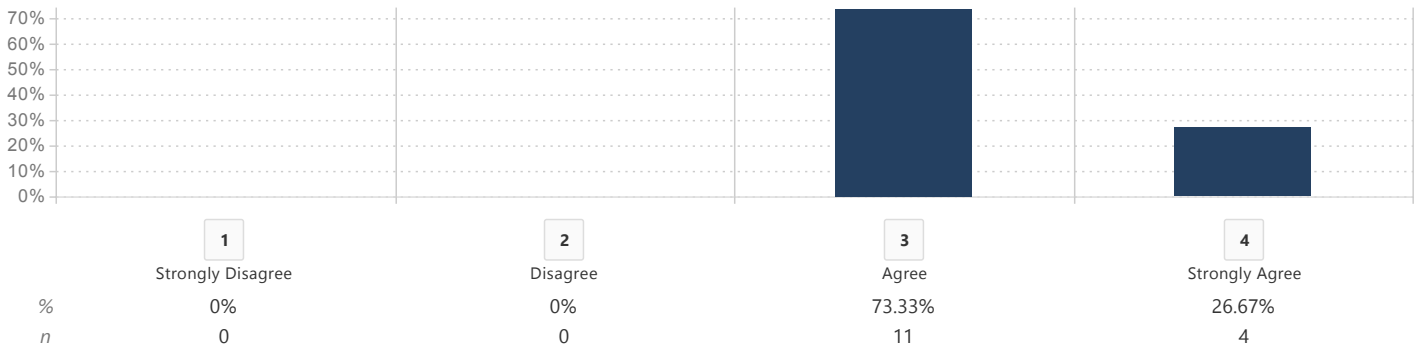


15 of 479 responded (3.13 %)  
 Mean **3.20** / STD **0.56**

The following contributed to my success at the University of Redlands School of Business.  
 Class Size

Matrix

2020 Graduation Survey

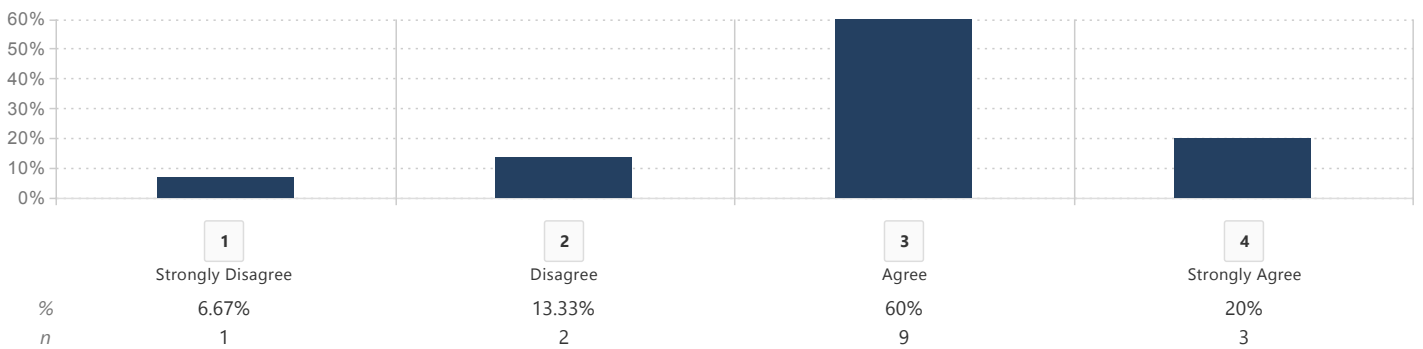


15 of 479 responded (3.13 %)  
 Mean **3.27** / STD **0.46**

The following contributed to my success at the University of Redlands School of Business.  
 Cohort

Matrix

2020 Graduation Survey

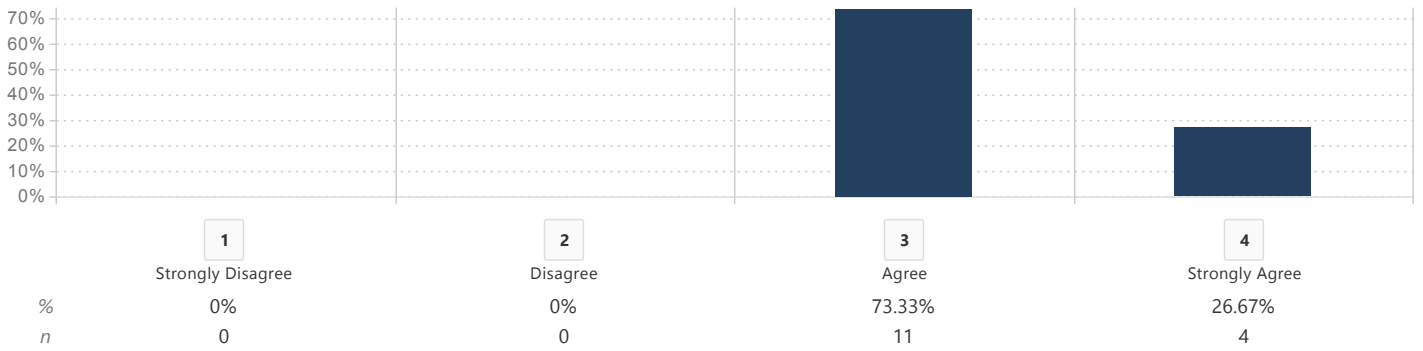


15 of 479 responded (3.13 %)  
 Mean **2.93** / STD **0.80**

The following contributed to my success at the University of Redlands School of Business.  
 Faculty

Matrix

2020 Graduation Survey

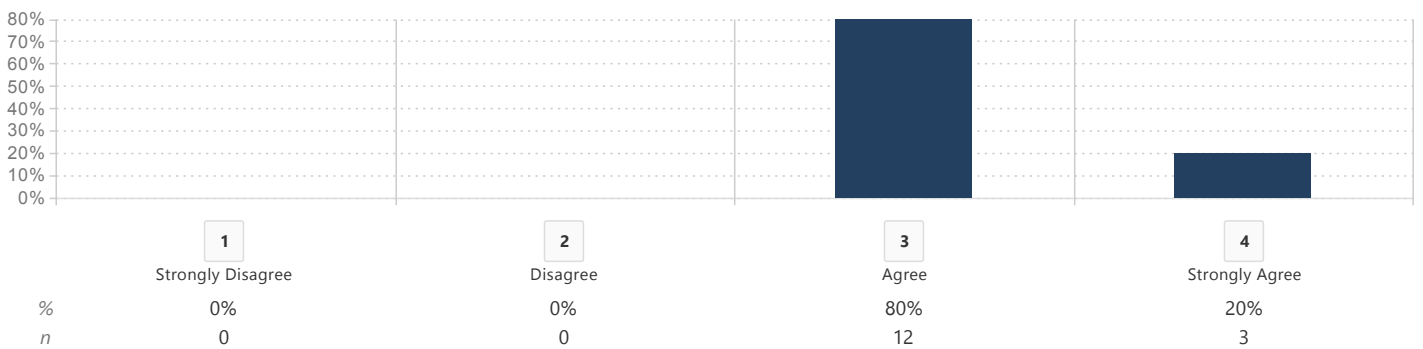


15 of 479 responded (3.13 %)  
 Mean **3.27** / STD **0.46**

The following contributed to my success at the University of Redlands School of Business.  
 Curriculum Projects

Matrix

2020 Graduation Survey

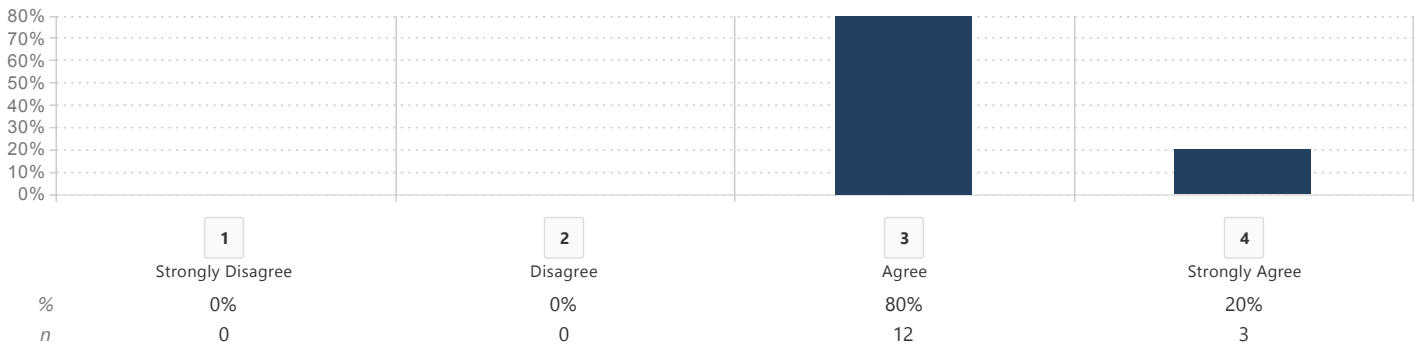


15 of 479 responded (3.13 %)  
 Mean **3.20** / STD **0.41**

The following contributed to my success at the University of Redlands School of Business.  
 Curriculum Structure

Matrix

2020 Graduation Survey

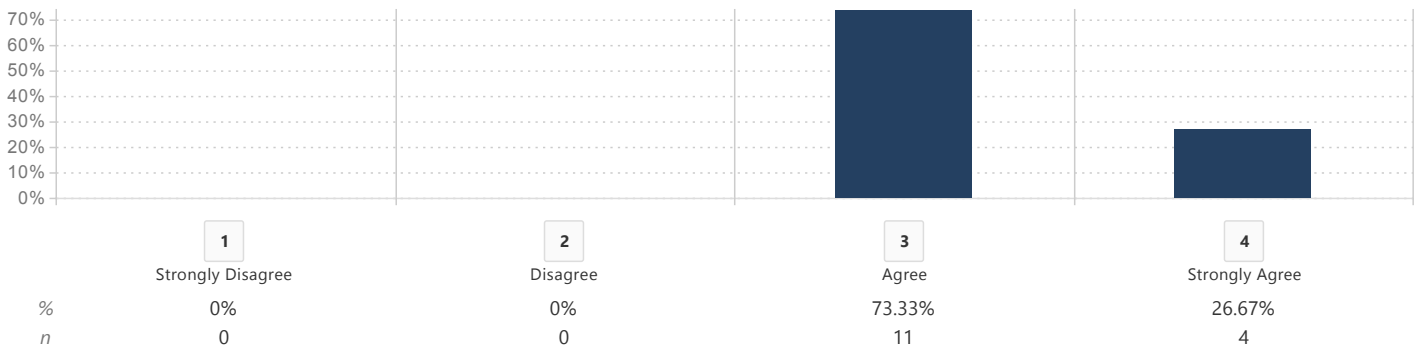


15 of 479 responded (3.13 %)  
 Mean **3.20** / STD **0.41**

The following contributed to my success at the University of Redlands School of Business.  
 Schedule of Instruction

Matrix

2020 Graduation Survey



15 of 479 responded (3.13 %)  
 Mean **3.27** / STD **0.46**

Is there anything else that you feel contributed to your success at University of Redlands School of Business?

Write-in



2020 Graduation Survey

2 of 479 responded (0.42 %)

Comments (2)

- N/A
- Nothing

Is there anything that you feel is currently lacking at University of Redlands School of Business that could have contributed more to your success?

*Write-in*

2020 Graduation Survey

4 of 479 responded (0.84 %)

Comments (4)

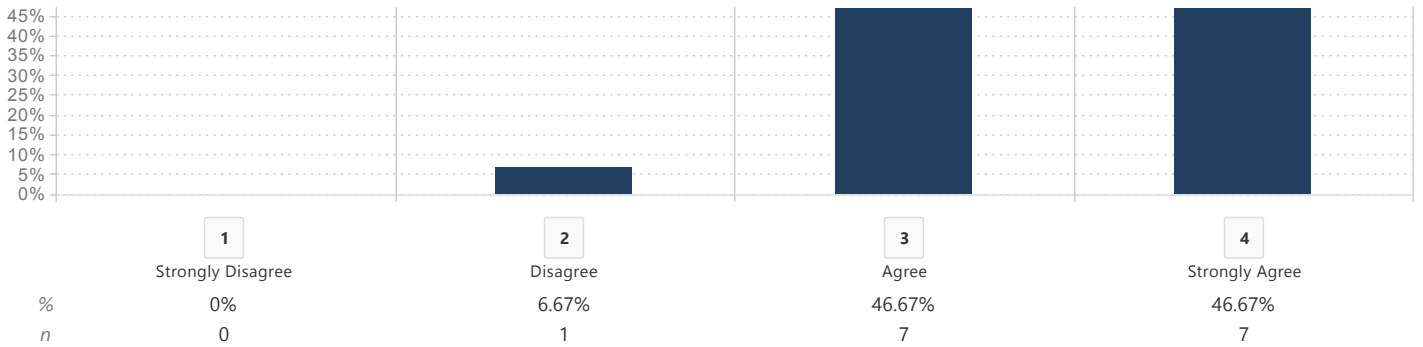
- have more data analytics concentrations and courses
- N/A
- Nothing
- There are a few instructors who are so far below par that you can just tell they have several other jobs/positions/classes and their focus for online instruction is nearly zero. I don't need to name them here because I was completely forthright in my instructor critiques, but the University of Redlands needs to get rid of those people. There are a few outstanding instructors as well, but the ones who are below the standard really jaded my entire opinion of the University and the MBA program. I would not recommend it to a friend, I'd recommend a school in the top 50 MBA programs instead.

Please indicate to what extent you agree with the following statement.

*Matrix*

Overall, I am satisfied with my experience attending the University of Redlands School of Business.

2020 Graduation Survey



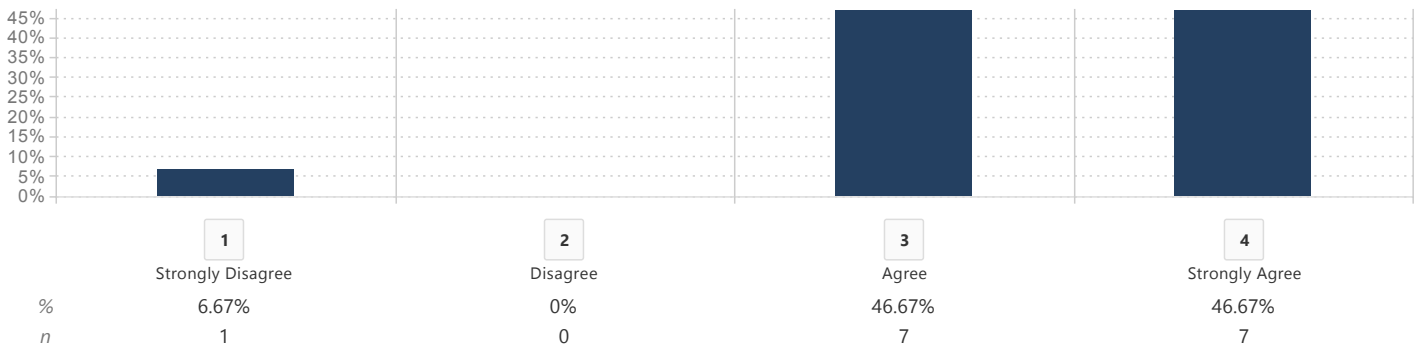
15 of 479 responded (3.13 %)  
 Mean **3.40** / STD **0.63**

Please indicate to what extent you agree with the following statement.

Matrix

I would recommend the University of Redlands School of Business to a friend or acquaintance.

2020 Graduation Survey



15 of 479 responded (3.13 %)  
 Mean **3.33** / STD **0.82**

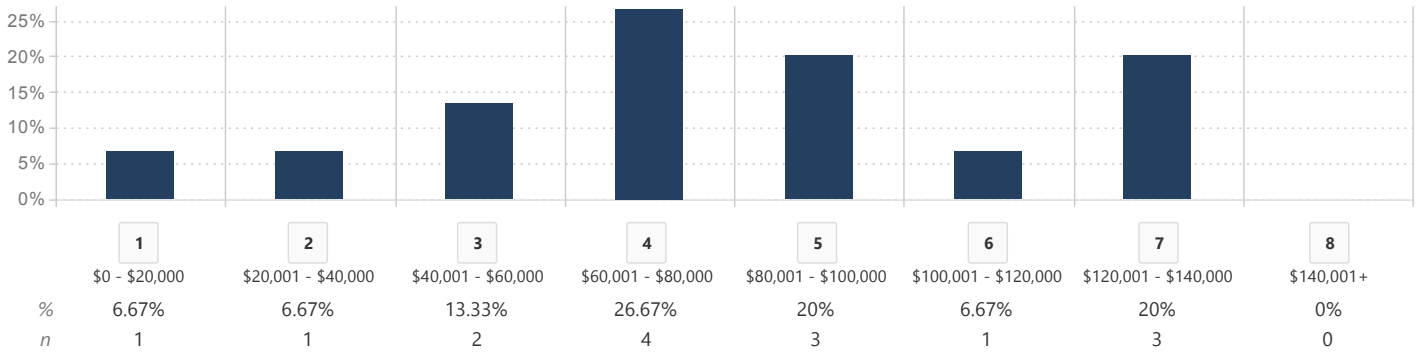
Aggregated Results (20)

Questions (1)

Aggregated Results

- What is your current annual salary range?

2020 Graduation Survey



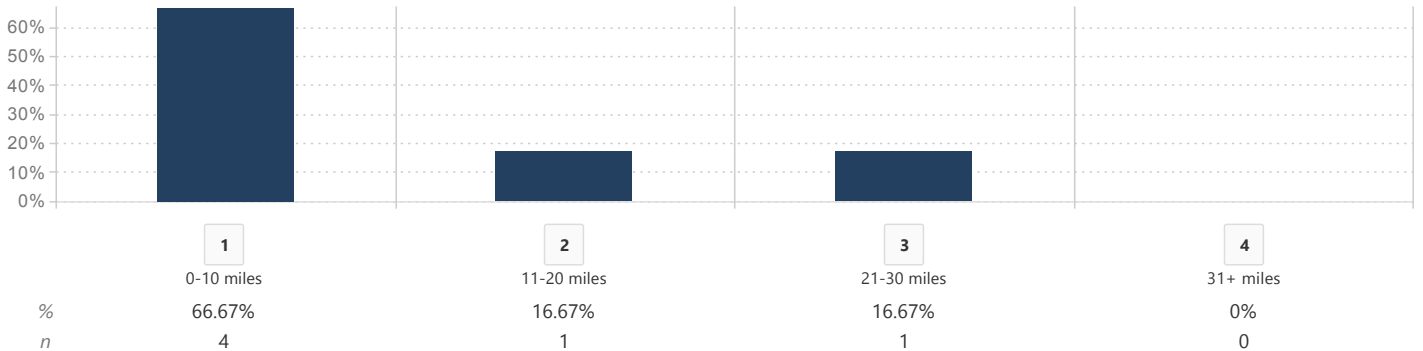
15 of 479 responded (3.13 %)  
 Mean **0.00** / STD **0.00**

Questions (1)

Aggregated Results

- What was the farthest you drove to reach one of our campus locations?

2020 Graduation Survey



6 of 479 responded (1.25 %)  
 Mean **0.00** / STD **0.00**

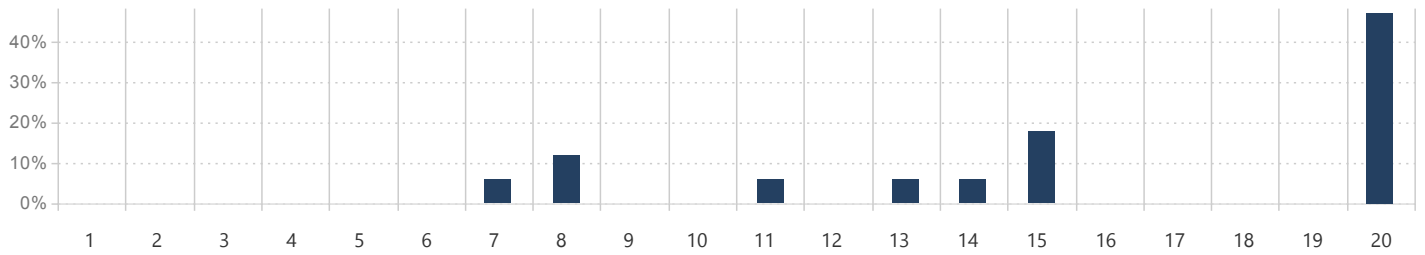
Questions (1)

Aggregated Results

- In which industry NAICS Industry Sector are you currently employed? (Check all that apply.)

- 1 Accommodation and Food Services
- 2 Administrative and Support and Waste Management and Remediation
- 3 Agriculture, Forestry, Fishing and Hunting
- 4 Arts, Entertainment, and Recreation
- 5 Construction
- 6 Educational Services
- 7 Finance and Insurance
- 8 Health Care and Social Assistance
- 9 Information
- 10 Management of Companies and Enterprises
- 11 Manufacturing
- 12 Mining, Quarrying, and Oil and Gas Extraction
- 13 Professional, Scientific, and Technical Services
- 14 Public Administration
- 15 Real Estate and Rental Leasing
- 16 Retail Trade
- 17 Transportation and Warehousing
- 18 Utilities
- 19 Wholesale Trade
- 20 Other

2020 Graduation Survey



	<i>n</i>	%
1 - Accommodation and Food Services	0	0.00%
2 - Administrative and Support and Waste Management and Remediation	0	0.00%
3 - Agriculture, Forestry, Fishing and Hunting	0	0.00%
4 - Arts, Entertainment, and Recreation	0	0.00%
5 - Construction	0	0.00%
6 - Educational Services	0	0.00%
7 - Finance and Insurance	1	5.88%
8 - Health Care and Social Assistance	2	11.76%
9 - Information	0	0.00%
10 - Management of Companies and Enterprises	0	0.00%
11 - Manufacturing	1	5.88%
12 - Mining, Quarrying, and Oil and Gas Extraction	0	0.00%
13 - Professional, Scientific, and Technical Services	1	5.88%
14 - Public Administration	1	5.88%
15 - Real Estate and Rental Leasing	3	17.65%
16 - Retail Trade	0	0.00%
17 - Transportation and Warehousing	0	0.00%
18 - Utilities	0	0.00%
19 - Wholesale Trade	0	0.00%
20 - Other	8	47.06%

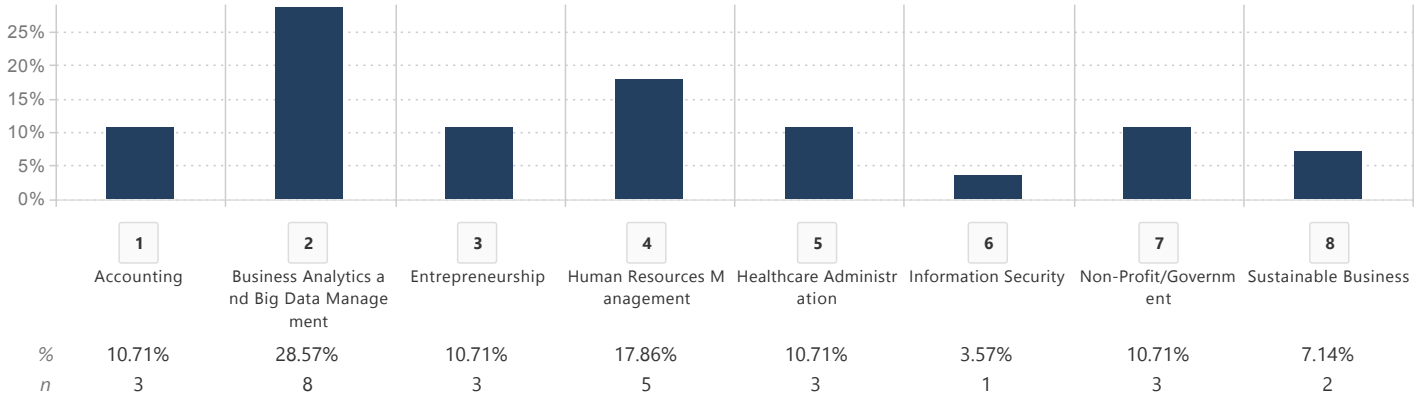
15 of 479 responded (3.13 %)  
 Mean **0.00** / STD **0.00**

Questions (1)

*Aggregated Results*

- Are there any additional concentrations would have made the MBA more attractive to you?  
 (Please check all that apply.)

2020 Graduation Survey



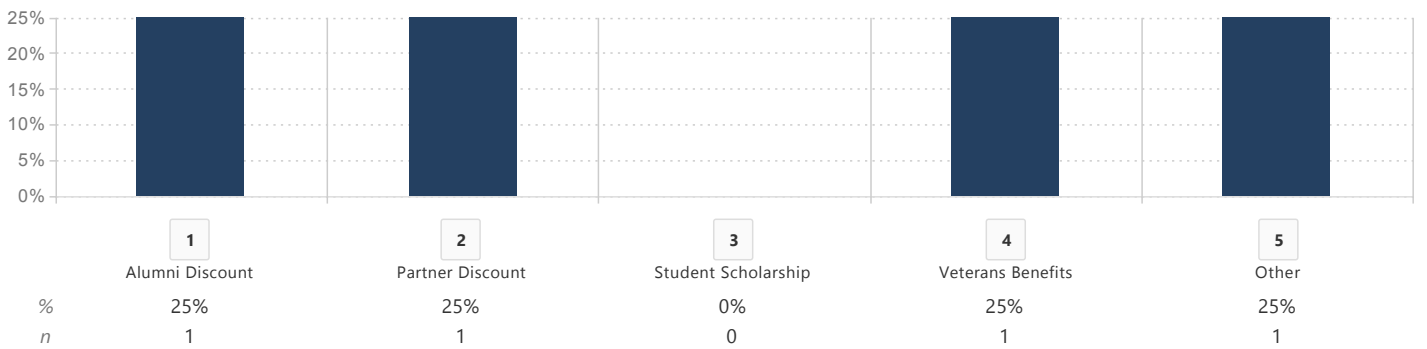
14 of 479 responded (2.92 %)  
 Mean **0.00** / STD **0.00**

Questions (1)

Aggregated Results

- What sort of tuition discount did you receive?

2020 Graduation Survey



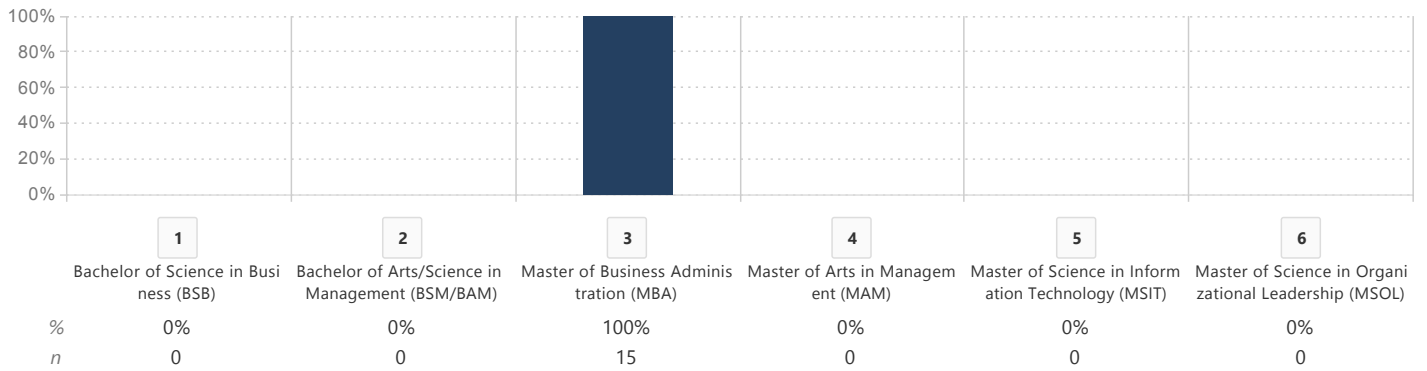
4 of 479 responded (0.84 %)  
 Mean **0.00** / STD **0.00**

Questions (1)

Aggregated Results

- What degree program are you completing currently?

2020 Graduation Survey



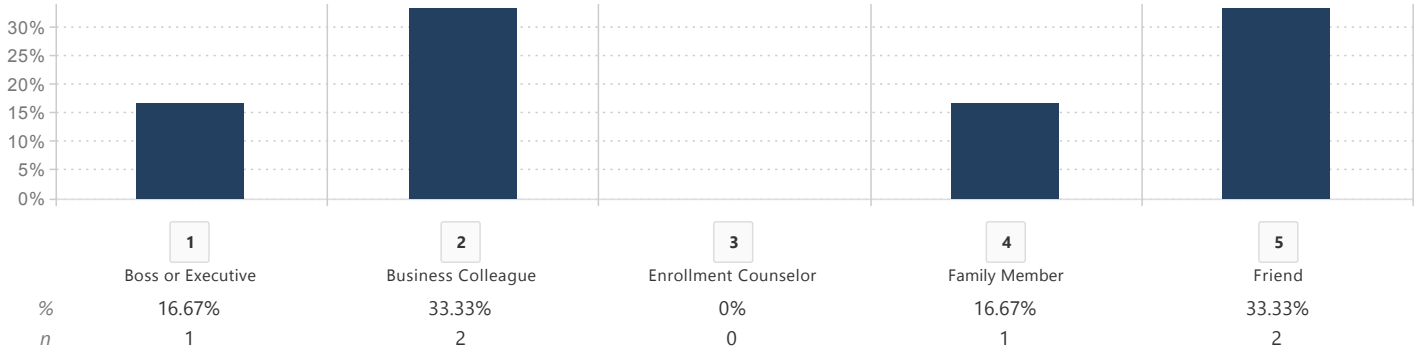
15 of 479 responded (3.13 %)  
 Mean **0.00** / STD **0.00**

Questions (1)

Aggregated Results

- Who recommended you to the School of Business? (Please check all that apply.)

2020 Graduation Survey



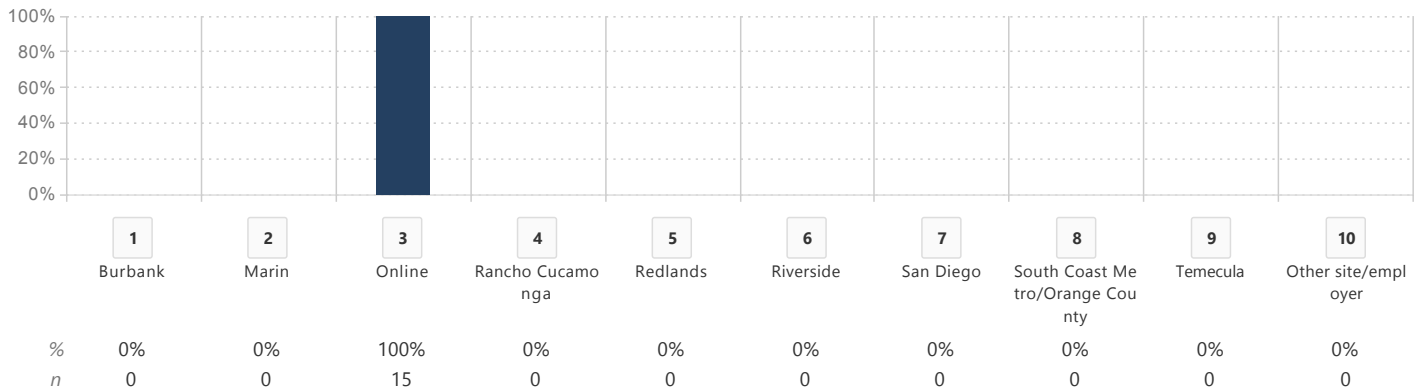
4 of 479 responded (0.84 %)  
 Mean **0.00** / STD **0.00**

Questions (1)

Aggregated Results

- What campus do you primarily attend?

2020 Graduation Survey



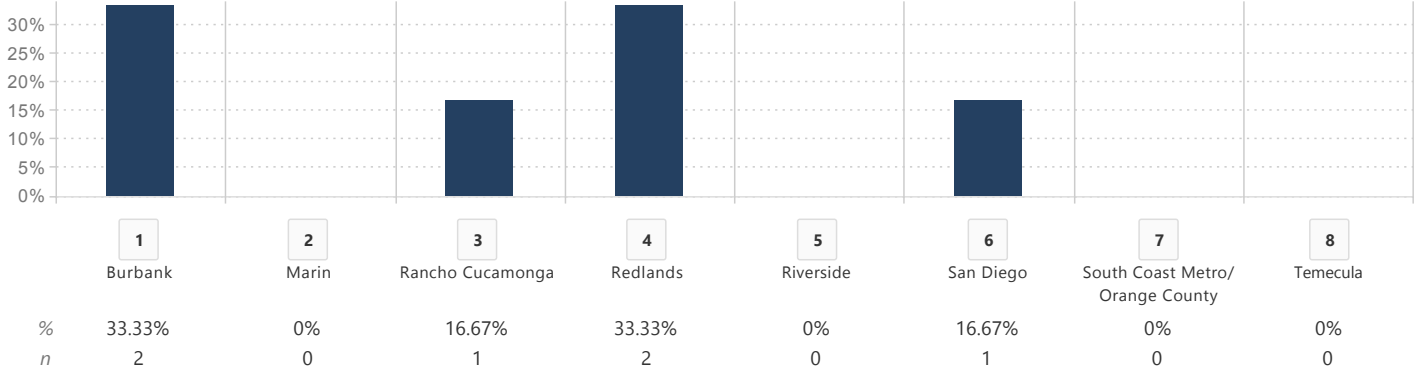
15 of 479 responded (3.13 %)  
 Mean **0.00** / STD **0.00**

Questions (1)

Aggregated Results

- What campus(es) have you attended? (Check all that apply.)

2020 Graduation Survey



6 of 479 responded (1.25 %)  
 Mean **0.00** / STD **0.00**

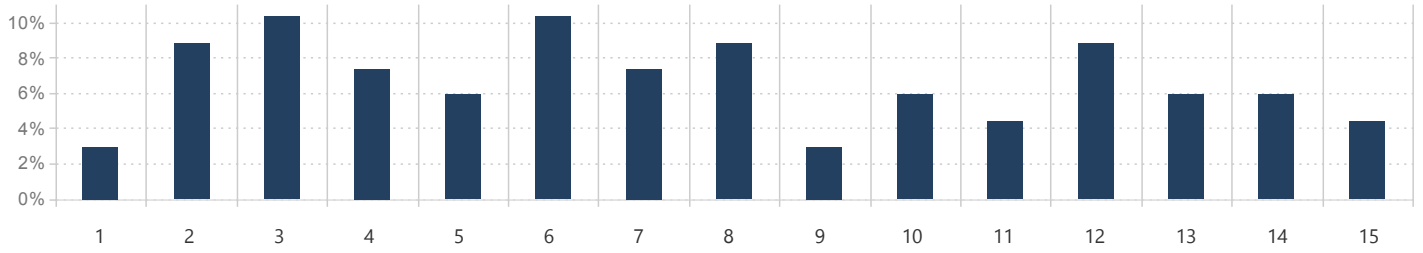
Questions (1)

Aggregated Results

- Are there any topics from the following list you would have liked to have heard more about at public speaking events offered by the University of Redlands?

- |                                    |                              |                          |                                  |                           |                           |
|------------------------------------|------------------------------|--------------------------|----------------------------------|---------------------------|---------------------------|
| <b>1</b> Business Communication    | <b>2</b> Business Innovation | <b>3</b> Career Planning | <b>4</b> Decision-Making         | <b>5</b> Entrepreneurship | <b>6</b> Leadership       |
| <b>7</b> Human Resource Management | <b>8</b> Managing People     | <b>9</b> Marketing       | <b>10</b> Organizational Culture | <b>11</b> Productivity    | <b>12</b> Self-Management |
|                                    | <b>13</b> Strategy           | <b>14</b> Technology     | <b>15</b> Work-Life Balance      |                           |                           |

2020 Graduation Survey



	<i>n</i>	%
1 - Business Communication	2	2.94%
2 - Business Innovation	6	8.82%
3 - Career Planning	7	10.29%
4 - Decision-Making	5	7.35%
5 - Entrepreneurship	4	5.88%
6 - Leadership	7	10.29%
7 - Human Resource Management	5	7.35%
8 - Managing People	6	8.82%
9 - Marketing	2	2.94%
10 - Organizational Culture	4	5.88%
11 - Productivity	3	4.41%
12 - Self-Management	6	8.82%
13 - Strategy	4	5.88%
14 - Technology	4	5.88%
15 - Work-Life Balance	3	4.41%

15 of 479 responded (3.13 %)

Mean **0.00** / STD **0.00**

Questions (1)

Aggregated Results

- My undergraduate degree was in

2020 Graduation Survey



15 of 479 responded (3.13 %)

Mean **0.00** / STD **0.00**



Questions (1)

Aggregated Results

- When making your decision to apply to the University of Redlands School of Business, would you have preferred attending one or more of the following locations if it had been available? (Please check all that apply.)

2020 Graduation Survey




3 of 479 responded (0.63 %)  
 Mean **0.00** / STD **0.00**

Questions (1)

Aggregated Results

- Are you currently working full-time or part-time?

2020 Graduation Survey



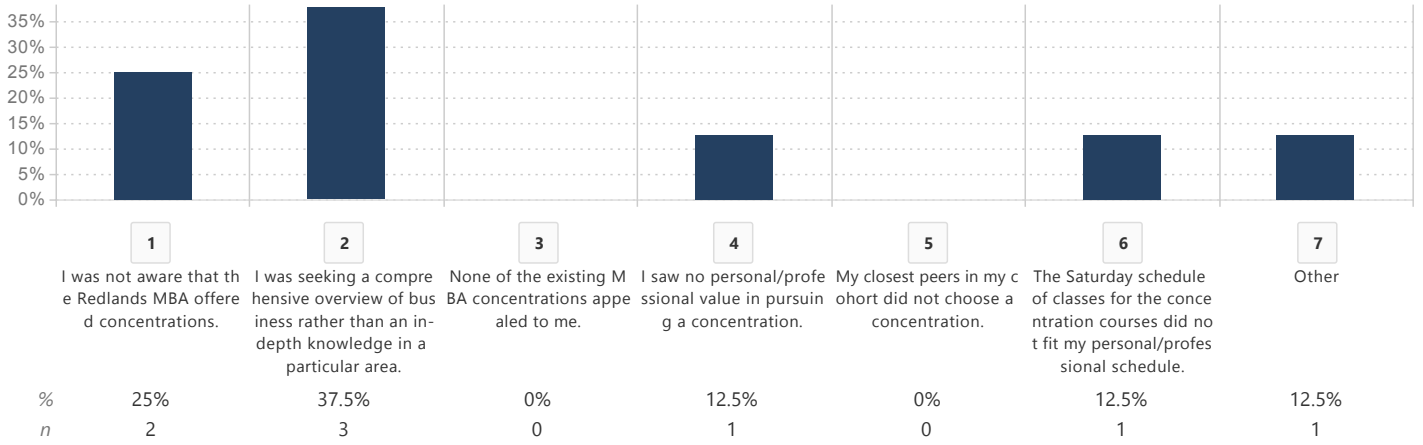
15 of 479 responded (3.13 %)  
 Mean **1.13** / STD **0.35**

Questions (1)

Aggregated Results

- What is the main reason you did not choose a concentration?

2020 Graduation Survey



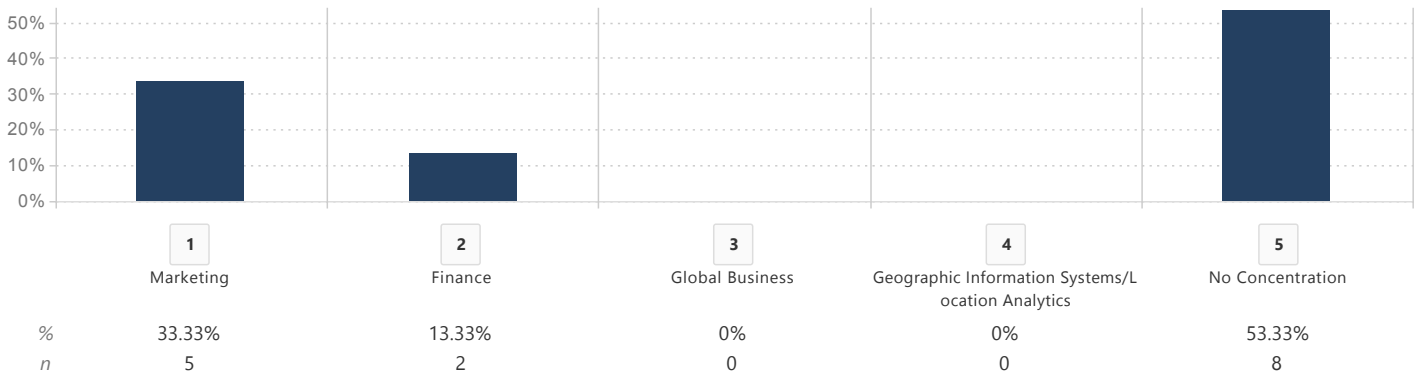
8 of 479 responded (1.67 %)  
 Mean **0.00** / STD **0.00**

Questions (1)

Aggregated Results

- What concentration did you pursue?

2020 Graduation Survey



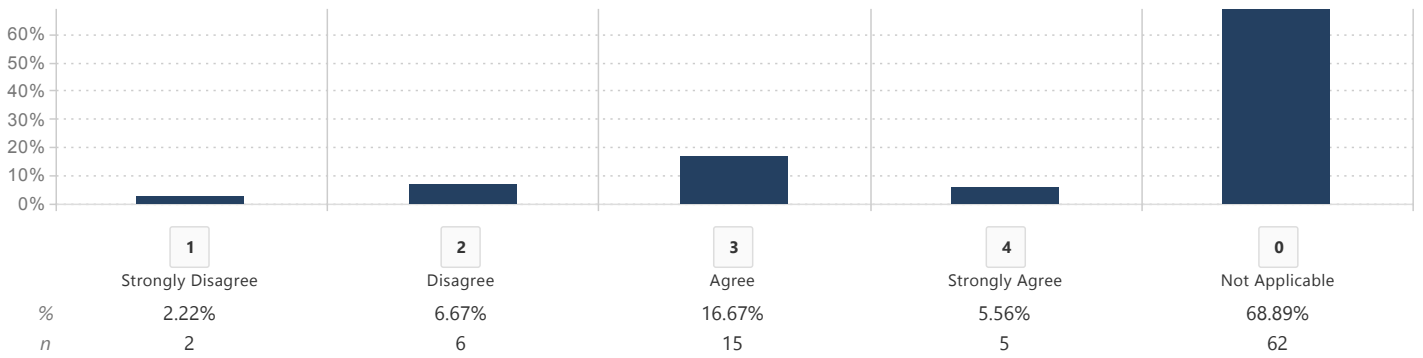
15 of 479 responded (3.13 %)  
 Mean **0.00** / STD **0.00**

Questions (6)

Aggregated Results

- I was satisfied with the following additional resources provided by the University of Redlands School of Business. - Disability Services
- I was satisfied with the following additional resources provided by the University of Redlands School of Business. - Mentor Program
- I was satisfied with the following additional resources provided by the University of Redlands School of Business. - Professional Development
- I was satisfied with the following additional resources provided by the University of Redlands School of Business. - Quantitative (Math) Workshop
- I was satisfied with the following additional resources provided by the University of Redlands School of Business. - Qualitative (English/Writing) Workshop
- I was satisfied with the following additional resources provided by the University of Redlands School of Business. - Study Abroad

2020 Graduation Survey



15 of 479 responded (3.13 %)  
 Mean **2.82** / STD **0.82**

Questions (1)

Aggregated Results

- What was the most important factor to when deciding which on-the-ground campus to attend?

2020 Graduation Survey



6 of 479 responded (1.25 %)  
 Mean **0.00** / STD **0.00**

## Questions (78)

Aggregated Results

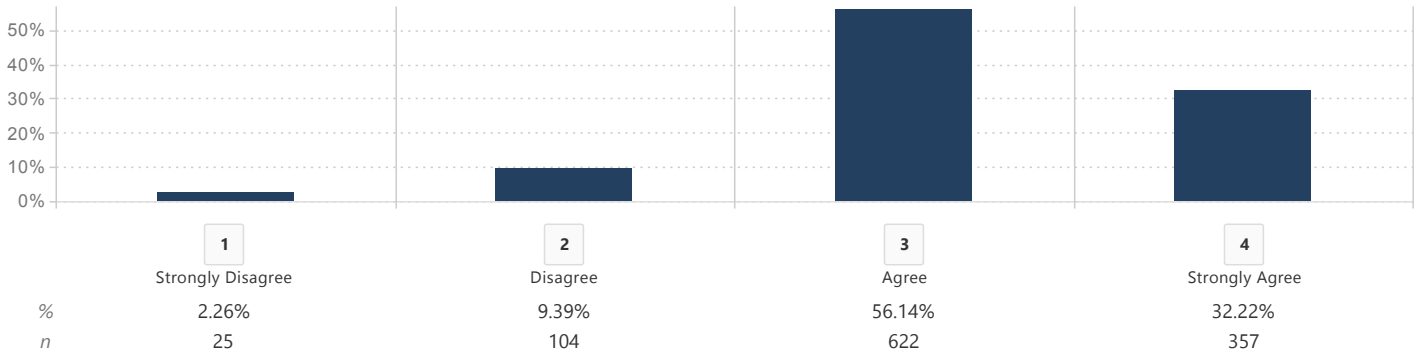
- The following contributed to my success in the online program. - Live online lectures
- The following contributed to my success in the online program. - Collaborative online assignments
- The following contributed to my success in the online program. - Downloadable lectures
- The following contributed to my success in the online program. - Online discussion boards
- The following contributed to my success in the online program. - Reading materials
- The following contributed to my success in the online program. - Ability to submit homework online at my own pace
- The following contributed to my success in the online program. - Ability to participate with other students in an online learning environment
- The following influenced my decision to take on-the-ground classes. - Convenience for my schedule.
- The following influenced my decision to take on-the-ground classes. - Personal interaction with the faculty.
- The following influenced my decision to take on-the-ground classes. - The ability to meet other students in my program.
- The following influenced my decision to take on-the-ground classes. - The desire for face-to-face project collaboration.
- The following influenced my decision to take on-the-ground classes. - Greater personal accountability.
- The following influenced my decision to take on-the-ground classes. - The ability to complete my degree requirements more quickly.
- Overall, I was satisfied with my concentration.
- As a result of my program, I have improved in the following 21st Century Skills. - Analytical
- As a result of my program, I have improved in the following 21st Century Skills. - Integrative
- As a result of my program, I have improved in the following 21st Century Skills. - Spatial
- As a result of my program, I have improved in the following 21st Century Skills. - Entrepreneurial
- As a result of my program, I have improved in the following 21st Century Skills. - Collaborative
- As a result of my program, I have improved in the following 21st Century Skills. - Persuasive
- As a result of my program, I have improved in the following 21st Century Skills. - Ethical
- As a result of my program, I have improved in the following 21st Century Skills. - Societal
- As a result of my program, I have improved in the following 21st Century Skills. - Environmental
- As a result of my program, I have improved in the following 21st Century Skills. - Global
- Please indicate your extent of agreement with the following statements. - My degree is relevant to my current job.
- Please indicate your extent of agreement with the following statements. - My degree has improved my overall job performance.
- Please indicate your extent of agreement with the following statements. - My degree has caused my bosses or executives to see me as a more valuable employee in my current role.
- Please indicate your extent of agreement with the following statements. - My intent in pursuing my degree was to increase my earning power.
- Please indicate your extent of agreement with the following statements. - My intent in pursuing my degree was to help me earn a promotion.
- Please indicate your extent of agreement with the following statements. - My intent in pursuing my degree was to help me change jobs.
- Please indicate your extent of agreement with the following statements. - My degree has increased my earning power.
- Please indicate your extent of agreement with the following statements. - My degree helped me earn a promotion.
- Please indicate your extent of agreement with the following statements. - My degree helped me change jobs.
- Please indicate your extent of agreement with the following statements. - My degree will increase my earning power within the next 5 years.
- Please indicate your extent of agreement with the following statements. - My degree will help me receive a promotion within the next 5 years.
- Please indicate your extent of agreement with the following statements. - My degree will help me change jobs within the next 5 years.

- Please indicate your extent of agreement with the following statements regarding our Online Library Resources. - Accessing the Online Library Resources was easy.
- Please indicate your extent of agreement with the following statements regarding our Online Library Resources. - The Online Library Resources available were useful.
- Please indicate your extent of agreement with the following statements regarding our Online Library Resources. - The Online Library Resources were important to my academic success.
- The following were useful in my decision to apply to the University of Redlands School of Business. - The convenient campus location(s).
- The following were useful in my decision to apply to the University of Redlands School of Business. - The ability to take classes online.
- The following were useful in my decision to apply to the University of Redlands School of Business. - The experiences of students presented in various School of Business media.
- The following were useful in my decision to apply to the University of Redlands School of Business. - The reputation of the School of Business.
- The following were useful in my decision to apply to the University of Redlands School of Business. - The availability of information provided on the university website.
- The following were useful in my decision to apply to the University of Redlands School of Business. - The affordability of the program compared to other institutions.
- The following were useful in my decision to apply to the University of Redlands School of Business. - The availability of financial aid.
- The following were useful in my decision to apply to the University of Redlands School of Business. - The perceived value of the program.
- The following were useful in my decision to apply to the University of Redlands School of Business. - The quality of the assistance I received in applying to the program.
- The following were useful in my decision to apply to the University of Redlands School of Business. - The ease of applying to the program.
- The following were useful in my decision to apply to the University of Redlands School of Business. - The requirements for applying to the program.
- The following were useful in my decision to apply to the University of Redlands School of Business. - The quick response time of the university to my admissions questions.
- The following were useful in my decision to apply to the University of Redlands School of Business. - The ability to work at my own pace.
- The following were useful in my decision to apply to the University of Redlands School of Business. - The convenient schedule of instruction.
- The following were useful in my decision to apply to the University of Redlands School of Business. - The university's alumni and their familiarity with the institution.
- Overall, I was satisfied with the following experiences at University of Redlands. - Alumni network
- Overall, I was satisfied with the following experiences at University of Redlands. - Application process
- Overall, I was satisfied with the following experiences at University of Redlands. - Availability of financial aid
- Overall, I was satisfied with the following experiences at University of Redlands. - Campus facilities
- Overall, I was satisfied with the following experiences at University of Redlands. - Campus safety
- Overall, I was satisfied with the following experiences at University of Redlands. - Curriculum
- Overall, I was satisfied with the following experiences at University of Redlands. - Classroom environment
- Overall, I was satisfied with the following experiences at University of Redlands. - Education price
- Overall, I was satisfied with the following experiences at University of Redlands. - Education quality
- Overall, I was satisfied with the following experiences at University of Redlands. - Education value
- Overall, I was satisfied with the following experiences at University of Redlands. - My degree program
- Overall, I was satisfied with the following experiences at University of Redlands. - Networking opportunities
- Overall, I was satisfied with the following experiences at University of Redlands. - Self-registration in student planning
- Overall, I was satisfied with the following experiences at University of Redlands. - Time to graduate
- Overall, I was satisfied with the following experiences at University of Redlands. - Tuition discounts
- The following contributed to my success at the University of Redlands School of Business. -

Administration/Staff

- The following contributed to my success at the University of Redlands School of Business. - Class Size
- The following contributed to my success at the University of Redlands School of Business. - Cohort
- The following contributed to my success at the University of Redlands School of Business. - Curriculum Projects
- The following contributed to my success at the University of Redlands School of Business. - Curriculum Structure
- The following contributed to my success at the University of Redlands School of Business. - Faculty
- The following contributed to my success at the University of Redlands School of Business. - Schedule of Instruction
- Please indicate to what extent you agree with the following statement. - Overall, I am satisfied with my experience attending the University of Redlands School of Business.
- Please indicate to what extent you agree with the following statement. - I would recommend the University of Redlands School of Business to a friend or acquaintance.

2020 Graduation Survey



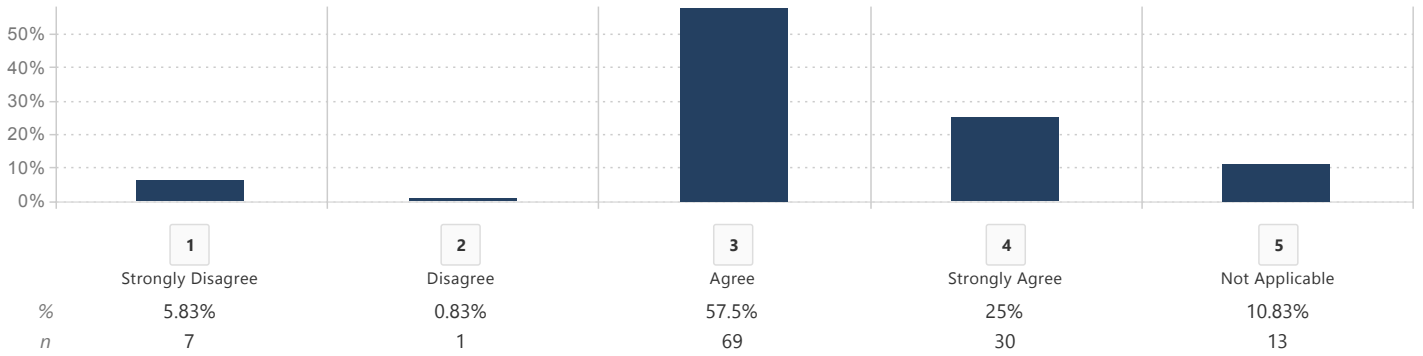
15 of 479 responded (3.13 %)  
 Mean **3.18** / STD **0.69**

Questions (8)

Aggregated Results

- Please indicate your extent of agreement with the following statements. - I was able to locate my Student Services Manager's contact information without difficulty when I needed assistance.
- Please indicate your extent of agreement with the following statements. - My Student Services Manager was responsive and provided assistance in a timely manner.
- Please indicate your extent of agreement with the following statements. - My Student Services Manager provided effective academic advising.
- Please indicate your extent of agreement with the following statements. - My Student Services Manager maintained a professional relationship.
- Please indicate your extent of agreement with the following statements. - Overall, my Student Services Manager was supportive of me during the program.
- Please indicate your extent of agreement with the following statements. - My Student Services Manager provided me with personalized advising.
- Please indicate your extent of agreement with the following statements. - My Student Services Manager was knowledgeable and available to answer my questions.
- Please indicate your extent of agreement with the following statements. - My Student Services Manager was instrumental in helping me complete my degree.

2020 Graduation Survey



15 of 479 responded (3.13 %)  
 Mean **3.34** / STD **0.90**

Questions (7)

Aggregated Results

- Did you receive any sort of tuition discount while attending the University of Redlands School of Business?
- Would you have been interested in earning a Masters of Business Administration and Masters of Science in Organizational Leadership dual degree?
- Have you taken any classes at our on-the-ground campuses?
- Would you have been interested in building your own custom concentration if the option had been available?
- Are you currently employed?
- Did you attend any speaking events while at the University of Redlands?
- Did anyone refer you to the University of Redlands School of Business?

2020 Graduation Survey



15 of 479 responded (3.13 %)  
 Mean **1.43** / STD **0.51**