

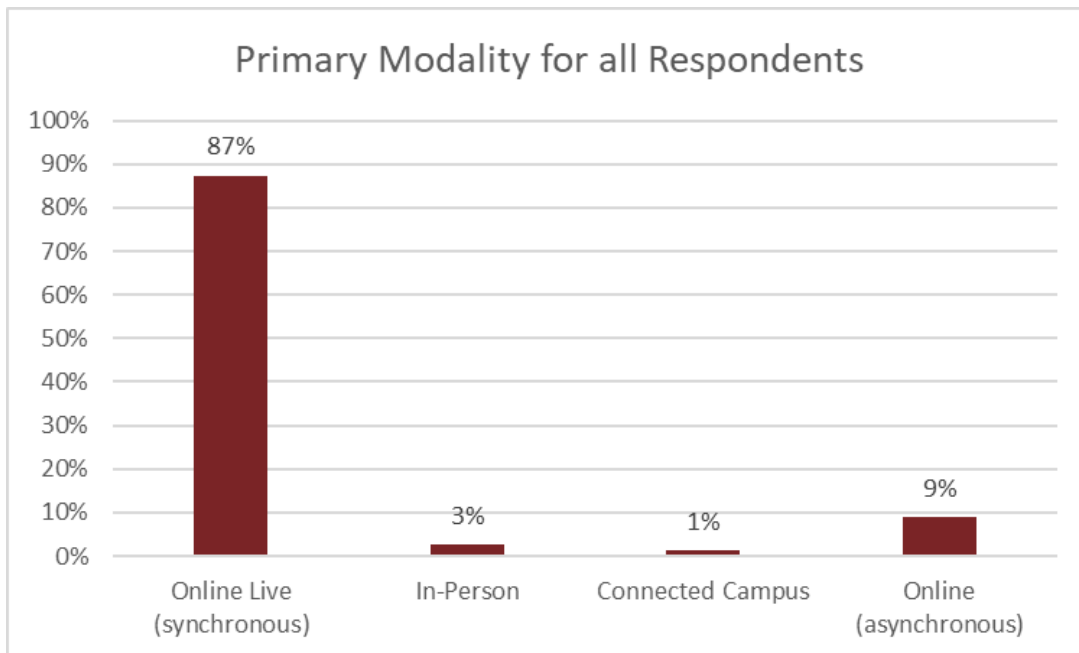
2023 Graduation Survey Summary

Response Rate

79 (of 330 total) students responded to the Graduation Survey (23.94%).

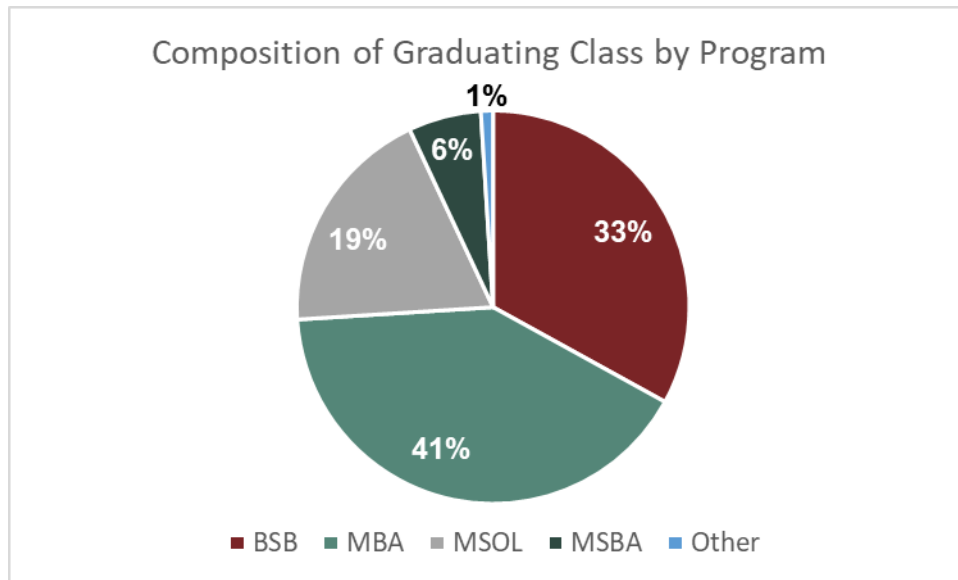
Modality Information

Out of 79 respondents, 110 (76.39%) indicated that they primarily attended courses in the Online Live modality, 10 (6.94%) indicated that they primarily attended courses in the On-Ground modality, 3 (2.08%) indicated that they primarily attended courses in the Connected Campus modality, and 21 (14.58%) indicated that they primarily attended courses in the Online (asynchronous) modality.

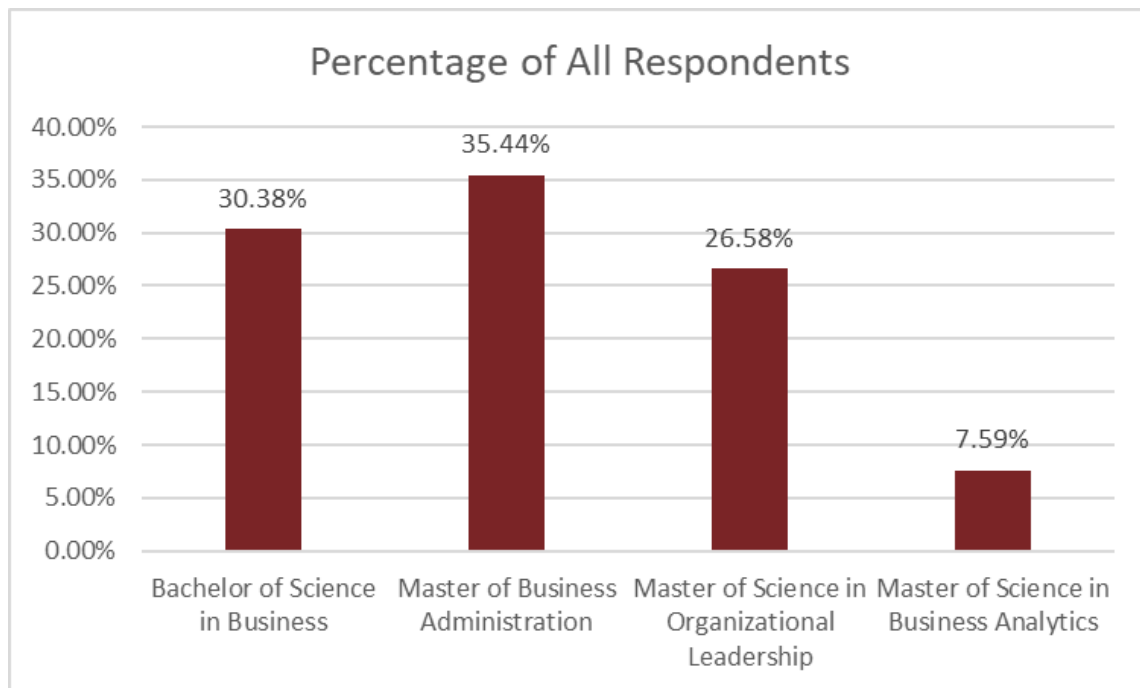


Program Information

The 330 students who were invited to respond to the survey broke down by program as follows:



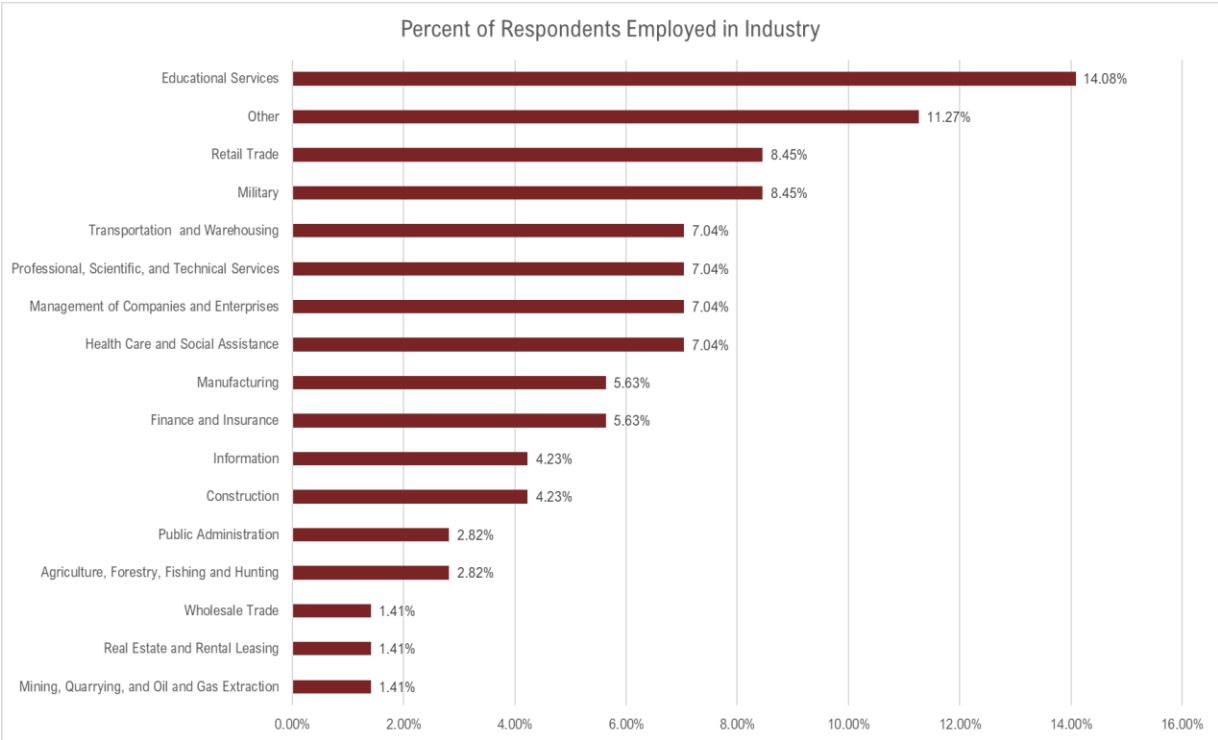
Out of 79 respondents to the survey, 24 (30.38 %) responded that they are earning a Bachelor of Science in Business, 28 (35.44%) that they are earning a Master of Business Administration, 21 (26.58%) that they are earning a Master of Science in Organizational Leadership, and 6 (7.59%) that they are earning a Master of Science in Business Analytics. The 1% indicated under "Other" refers to legacy programs that students are finishing.



Employment

Industry Sectors

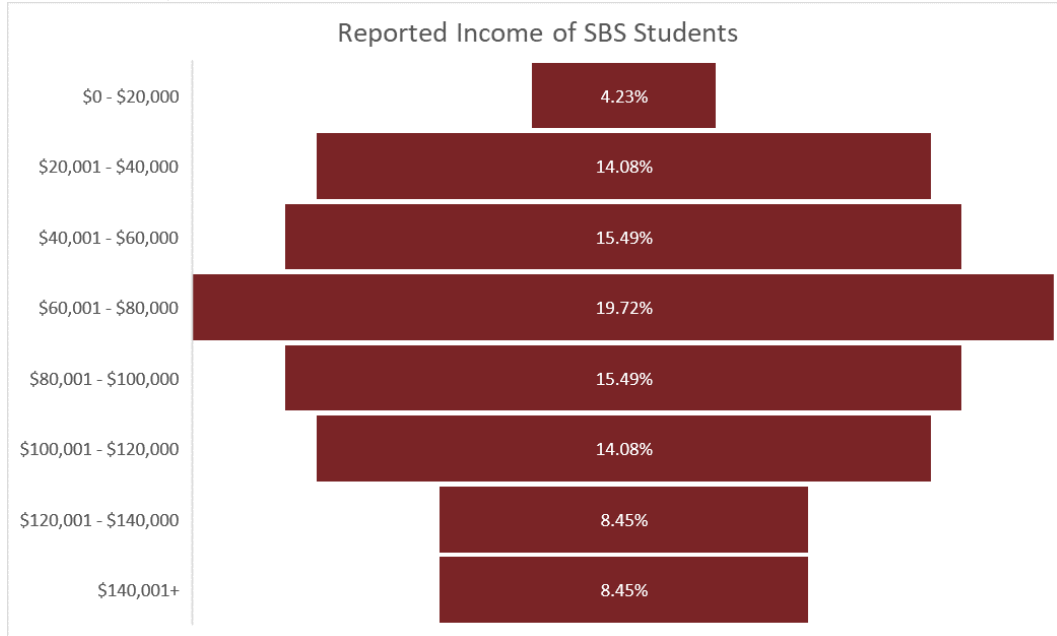
89.88% of respondents indicated that they are currently employed. Of those, 95.77% indicated that they are currently working full-time. Their employment by sector is as follows:



Respondents indicating “other” included Hospitality (4.23%), Software (2.82%), Aerospace (1.14%), Architecture (1.14%), and Operations (1.14%).

Salaries

Of the respondents who indicated they are currently employed, 4.23% indicated they earn an annual salary of \$0 - \$20,000, 14.08% earn \$20,001-\$40,000, 15.49% earn \$40,001-\$60,000, 19.72% earn \$60,001-\$80,000, 15.49% earn \$80,001-\$100,000, 14.08% earn \$100,001-\$120,000, 8.45% earn \$120,001-\$140,000, and 8.45% earn over \$140,000.



Contributions to Student Success - All Students

The following contributed to my success	Percentage of students who agree
Administration/Staff	89%
Career Services	67%
Class Size	99%
Cohort	78%
Belonging to a Learning Cohort	82%
Curriculum Projects	95%
Curriculum Structure	92%
Faculty	93%
Guest Speakers	61%
School of Business & Society Events	60%
Learning Communities	69%
Schedule of Instruction	89%

Student Satisfaction

Measures of Student Satisfaction – Campus Experience

Overall, I am satisfied with the following experiences at the University of Redlands School of Business & Society	Percentage of students who agree
Alumni Network	82%
Availability of financial aid	85%
Campus facilities	91%
Campus safety	92%
Curriculum	92%
Classroom environment	94%
Education price	90%
Education quality	91%
Education value	92%
My degree program	92%
Networking opportunities	80%
Self-registration in student planning	92%
Length of program	96%
Tuition discounts	77%

21st Century Business Skills

94% of all respondents agreed that they had improved their 21st Century Business Skills because of their School of Business & Society degree program.

As a result of my program, I have improved in the following 21st Century Skills:	Percentage of students who agree
Analytical	95%
Integrative	95%
Spatial	85%
Entrepreneurial	82%
Collaborative	95%
Persuasive	89%
Ethical	91%
Societal	91%
Environmental	86%
Global	89%

Measures of Student Satisfaction – Degree Value

Students view their degree from University of Redlands School of Business & Society positively overall. Though less than half experienced a direct benefit by the time of graduation, most students believe that their degree will ultimately lead to increased earning potential and career advancement.

Do you agree with the following statement?	Percentage of students who agree
I am satisfied with my current job.	74%
My degree is relevant to my current job.	78%
My degree has improved my overall job performance.	79%
My degree has helped my bosses or executives to see me as a more valuable employee in my current role.	68%
My intent in pursuing my degree was to increase my earning power.	83%
My intent in pursuing my degree was to help me earn a promotion.	81%
My intent in pursuing my degree was to help me change jobs.	74%
My degree has increased my earning power.	71%
My degree has helped me earn a promotion.	60%
My degree has helped me change jobs.	47%
I believe my degree will increase my earning power within the next five years.	92%
I believe my degree will help me receive a promotion within the next 5 years.	85%
I believe my degree will help me change jobs within the next 5 years	90%

Tuition Discount

Out of 71 respondents, 49 (62.03%) indicated that they received some form of tuition discount.

Type of Tuition Discount	Percentage of Students Receiving Discount
Alumni Discount	14%
Employer Partner Discount	33%
Student Scholarship	2%
Veterans Benefits	18%
Community College Pathway Discount	20%

Overall Satisfaction

Satisfaction Measure	Percentage Agree or Strongly Agree
Overall, I am satisfied with my experience attending the University of Redlands School of Business & Society.	95%
I would recommend the University of Redlands School of Business & Society to a friend or acquaintance.	95%